

PRODUCT CATALOGUE



PRODUCTS

2026

VOCA^x



CONTENT

TABLE BASES	3
SYSTEM HIDE	4
SYSTEM DESK BAR	18
SYSTEM EDGE	31
SYSTEM KOTA	37
SYSTEM EXTA	41
SELF-STANDING LEGS	44
SELF-STANDING TABLE BASES	59
ELTIPLA	87
SHELVING SYSTEM	91
GRIDO	92
WINZER	93
HANGERS	94
HANGING WALL	97
FURNITURE BASES	103
ACCESSORIES FOR ALL SYSTEMS	107
OTHER PRODUCTS	111



TABLE BASES

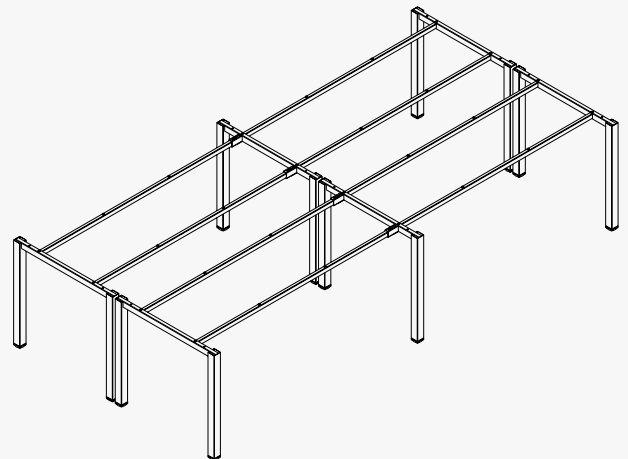
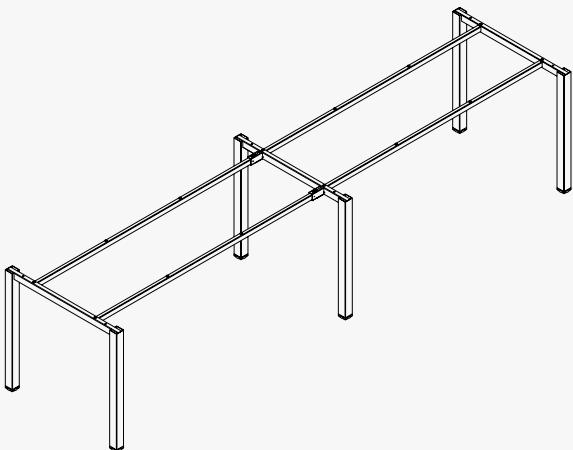
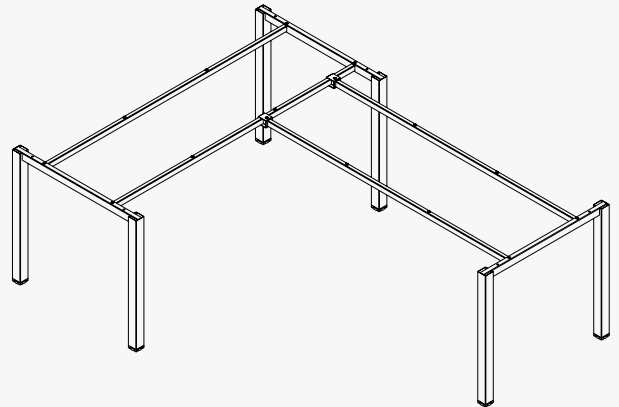
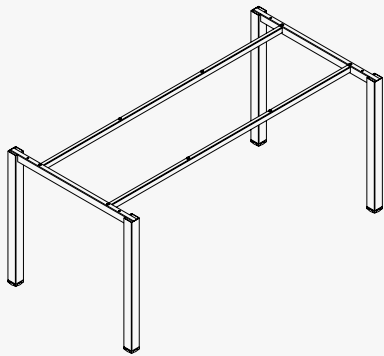


Table bases are unique solutions that offers you many unexpected design combinations.


SYSTEM HIDE



WATCH VIDEO

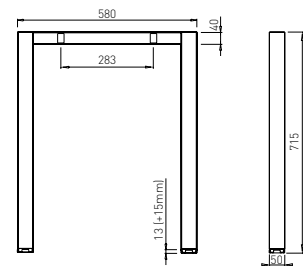


HUBO



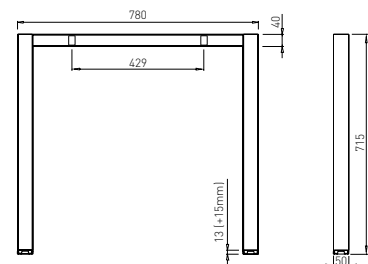
HUBO 50/600

31419 | RAL 9006G
21419 | RAL 9005FE



HUBO 50/800

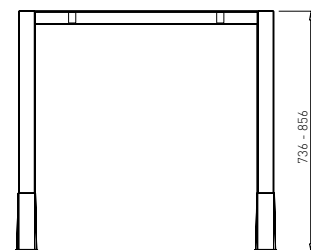

31420 | RAL 9006G
21420 | RAL 9005FE



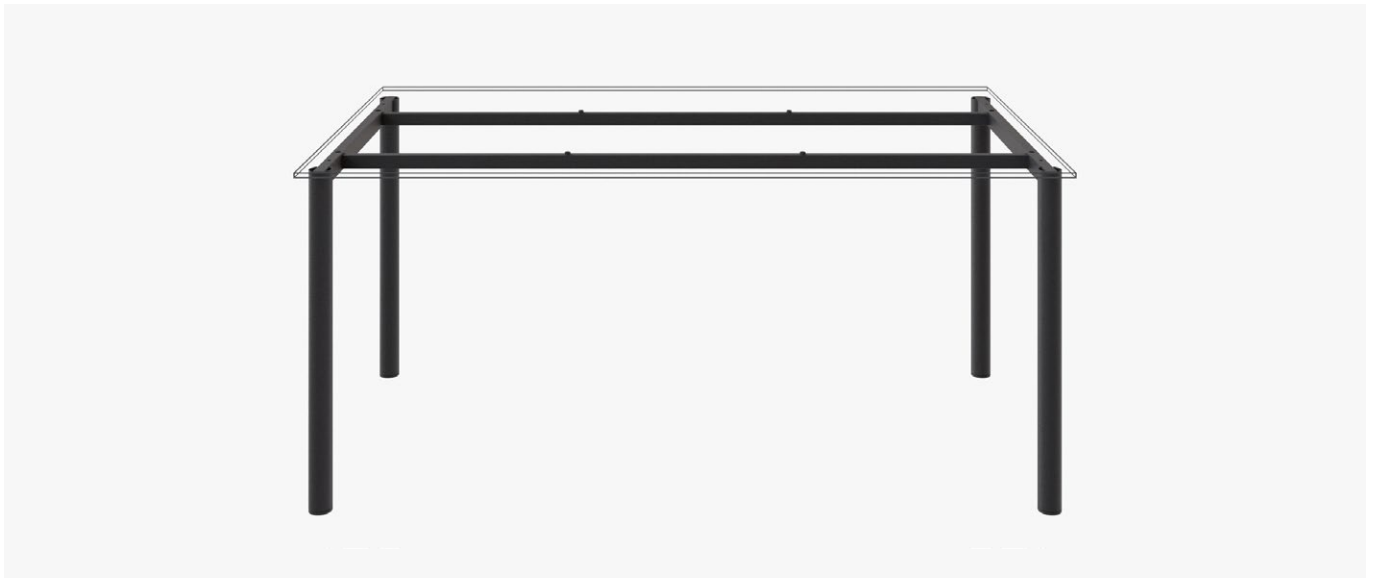
HEIGHT-ADJUSTABLE PLUG CUBO

30709 | RAL 7015 plastic
20709 | RAL 9005 plastic

Two plug sets are required for one leg.
Using the plugs, the height of the table
can be adjusted from 736 to 856 mm.

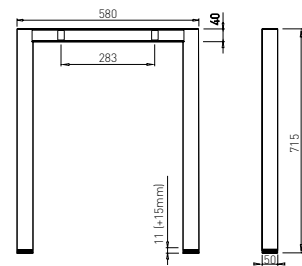


HOXO



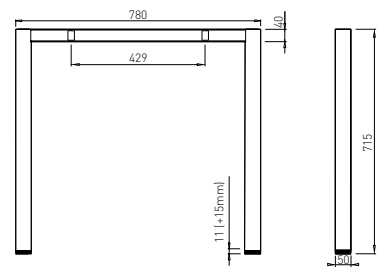
HOXO 50/600

31430 | RAL 9006G
21430 | RAL 9005FE



HOXO 50/800



31431 | RAL 9006G
21431 | RAL 9005FE



HEIGHT-ADJUSTABLE PLUG OXO

30704 | RAL 7015 plastic
20704 | RAL 9005 plastic

Two plug sets are required for one leg.
Using the plugs, the height of the table
can be adjusted from 736 to 856 mm.

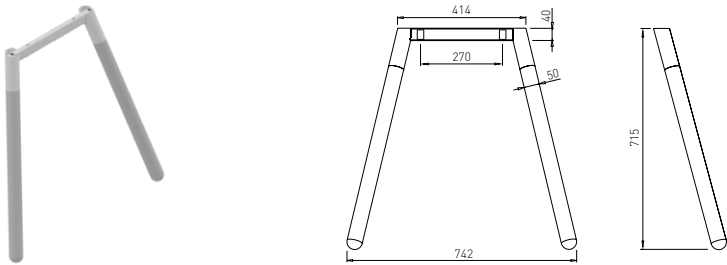


HIWOOD



HIWOOD FE ø50/800

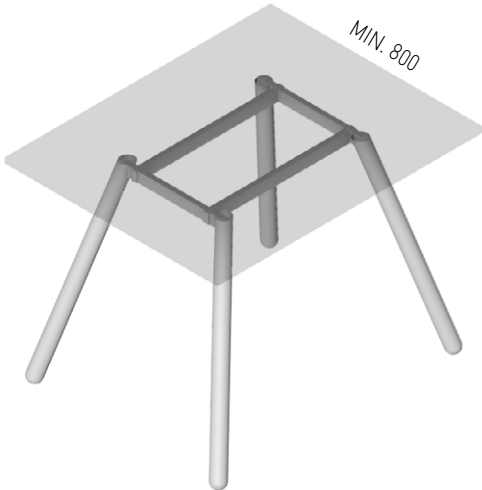
31495 | RAL 9005FE, oiled oak



EXAMPLE

Min. length of table plate 1000 -
connector 600

Length of connector = length of
table plate - 400 mm

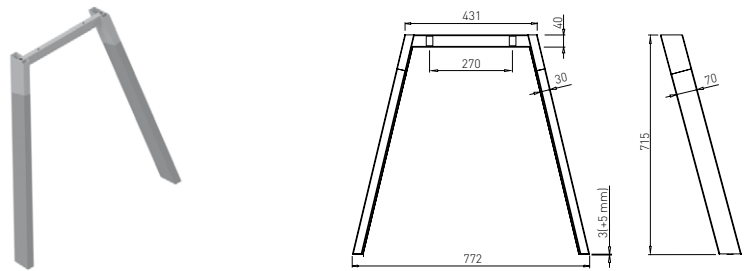


HIWOOD



HIWOOD FE 70x30/800

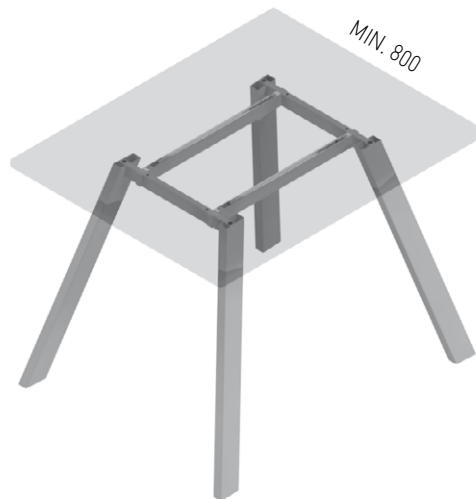
31494 | RAL 9005FE, oiled oak

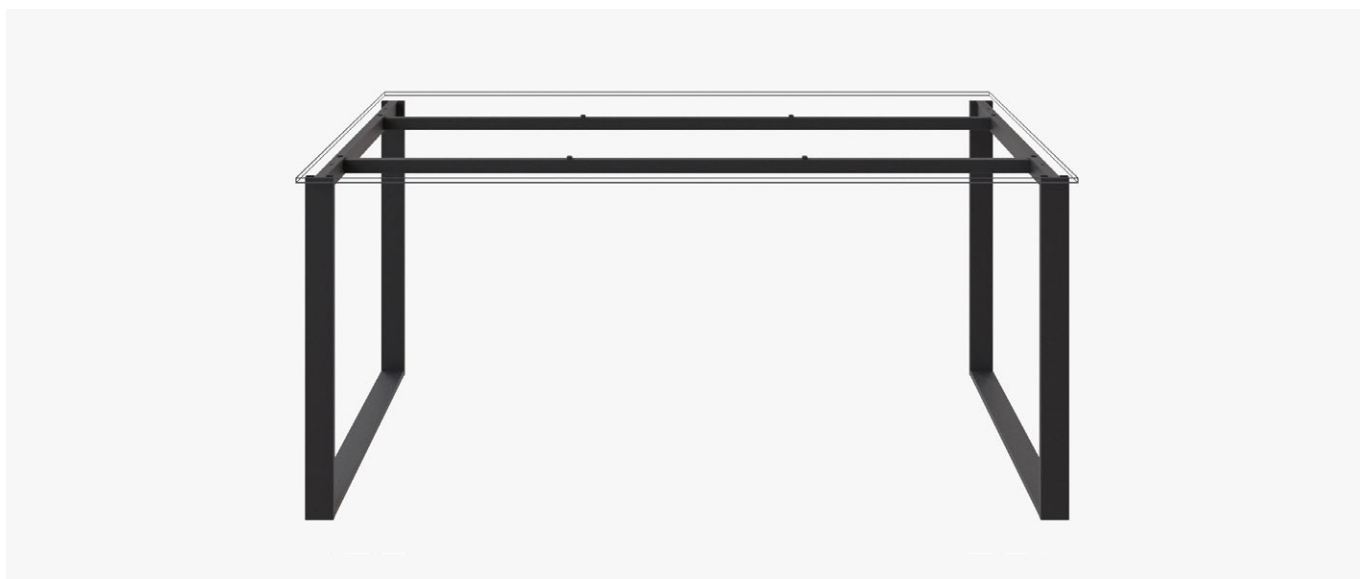


EXAMPLE

Min. length of table plate 1000 -
connector 600

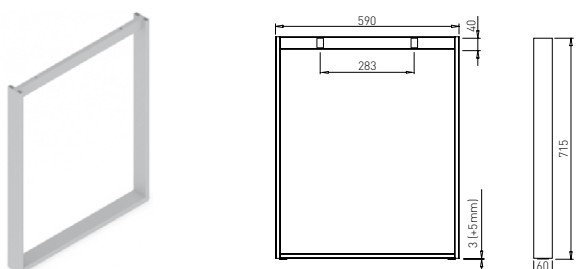
Length of connector = length of
table plate - 400 mm





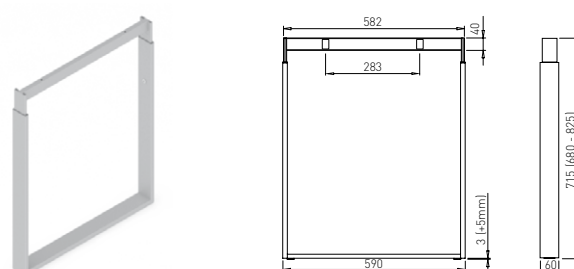
HQ 600

31432 | RAL 9006G
21432 | RAL 9005FE



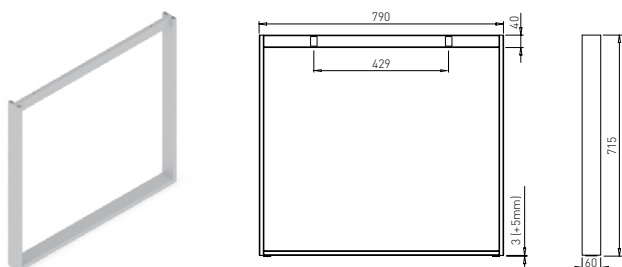
HQ 600 HV

31434 | RAL 9006G
21434 | RAL 9005FE



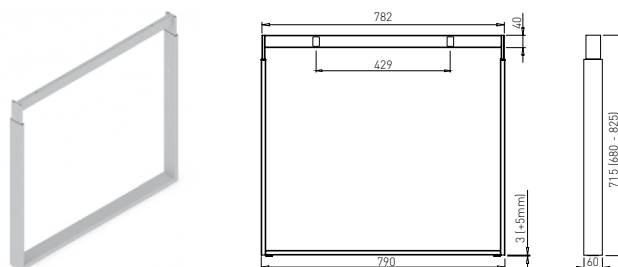
HQ 800

31433 | RAL 9006G
21433 | RAL 9005FE




HQ 800 HV

31435 | RAL 9006G
21435 | RAL 9005FE

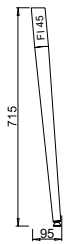
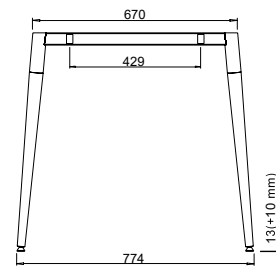


CON



CON ø40/800

31521 | RAL 9005FE, oiled oak




EXAMPLE

Min. length of table plate 800 -
connector 700

Length of connector = length of
table plate - 100 mm

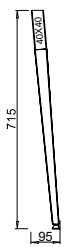
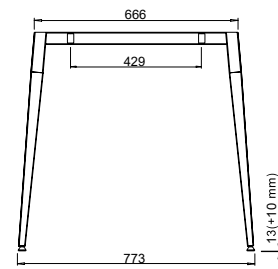


CON



CON 40x40/800

31522 | RAL 9005FE, oiled oak



EXAMPLE

Min. length of table plate 800 -
connector 700

Length of connector = length of
table plate - 100 mm



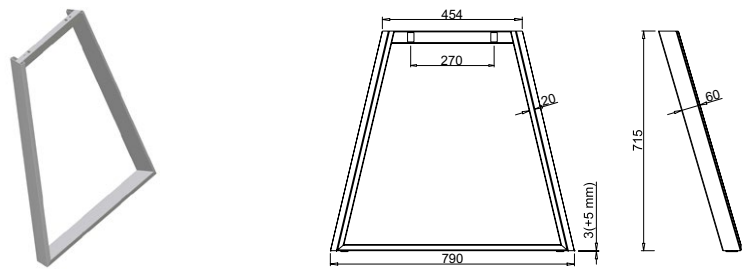
HA SIDE



HA-SIDE 60x20/800

31395 | RAL 9006G

21395 | RAL 9005FE



Due to the special shape of the HA-SIDE legs, the length of the connectors = the length of the table top minus 400 mm.



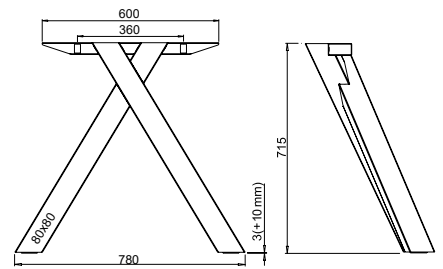
ASTER




ASTER 80x80

31304 | RAL 9006G

21304 | RAL 9005FE



SUITABLE FOR TABLE TOPS LENGTH: 1000-2500 MM
SUITABLE FOR TABLE TOPS WIDTH: 850-1200 MM



Due to the special shape of the ASTER legs, the length of the connectors = the length of the table top minus 600 mm

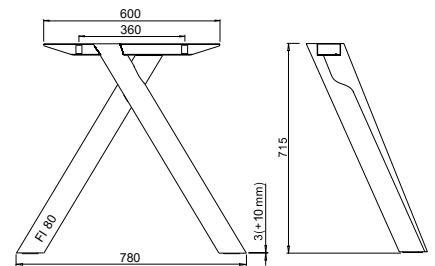
ASTER



ASTER $\varnothing 80$

31306 | RAL 9006G

21306 | RAL 9005FE



SUITABLE FOR TABLE TOPS LENGTH: 1000-2500 MM
SUITABLE FOR TABLE TOPS WIDTH: 850-1200 MM

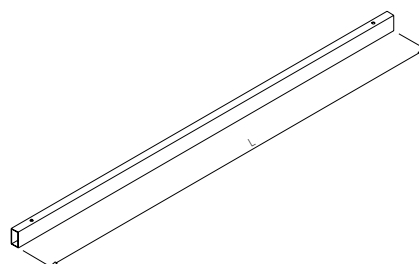
Due to the special shape of the ASTER legs, the length of the connectors = the length of the table top minus 600 mm



CONNECTORS AND ACCESSORIES

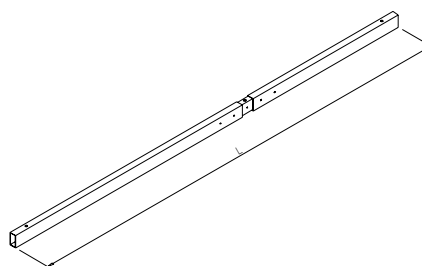
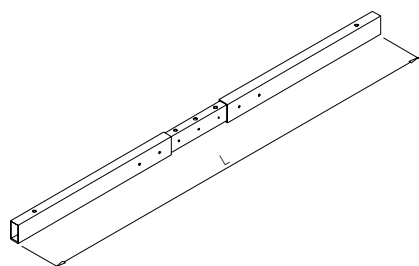
CONNECTORS HIDE

Product name	Length	RAL 9006G	RAL 9005FE
Connector 600	551 mm	31496	21496
Connector 800	751 mm	31421	21421
Connector 1000	951 mm	31422	21422
Connector 1200	1151 mm	31423	21423
Connector 1400	1351 mm	31424	21424
Connector 1600	1551 mm	31425	21425
Connector 1800	1751 mm	31426	21426
Connector 2000	1951 mm	31427	21427




CONNECTORS HIDE TELESCOPIC

Product name	RAL 9006G	RAL 9005FE
Connector 900–1400	31439	21439
Connector 1500–2000	31438	21438

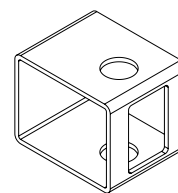


CORNER CONNECTOR HIDE

31436 | RAL 9006G
21436 | RAL 9005FE

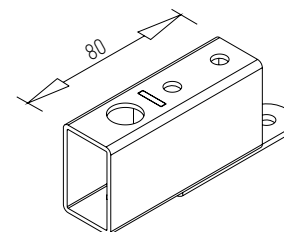


2 X



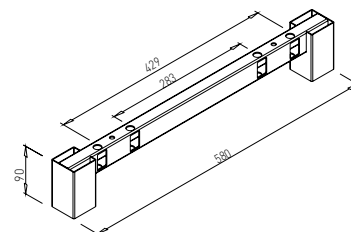

CONNECTING EXTENSION HIDE

31440 | RAL 9006G
21440 | RAL 9005FE



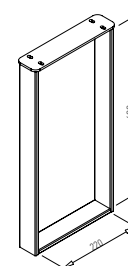

SUPPORTER HIDE

31485 | RAL 9006G
21485 | RAL 9005FE



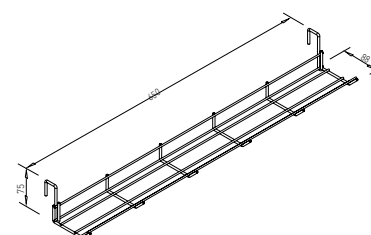
COMPUTER HOLDER

30846 | RAL 9006G
20846 | RAL 9005FE



WIRE SHELF

31498 | RAL 9006G
21498 | RAL 9005FE



ANGULAR SOLUTION

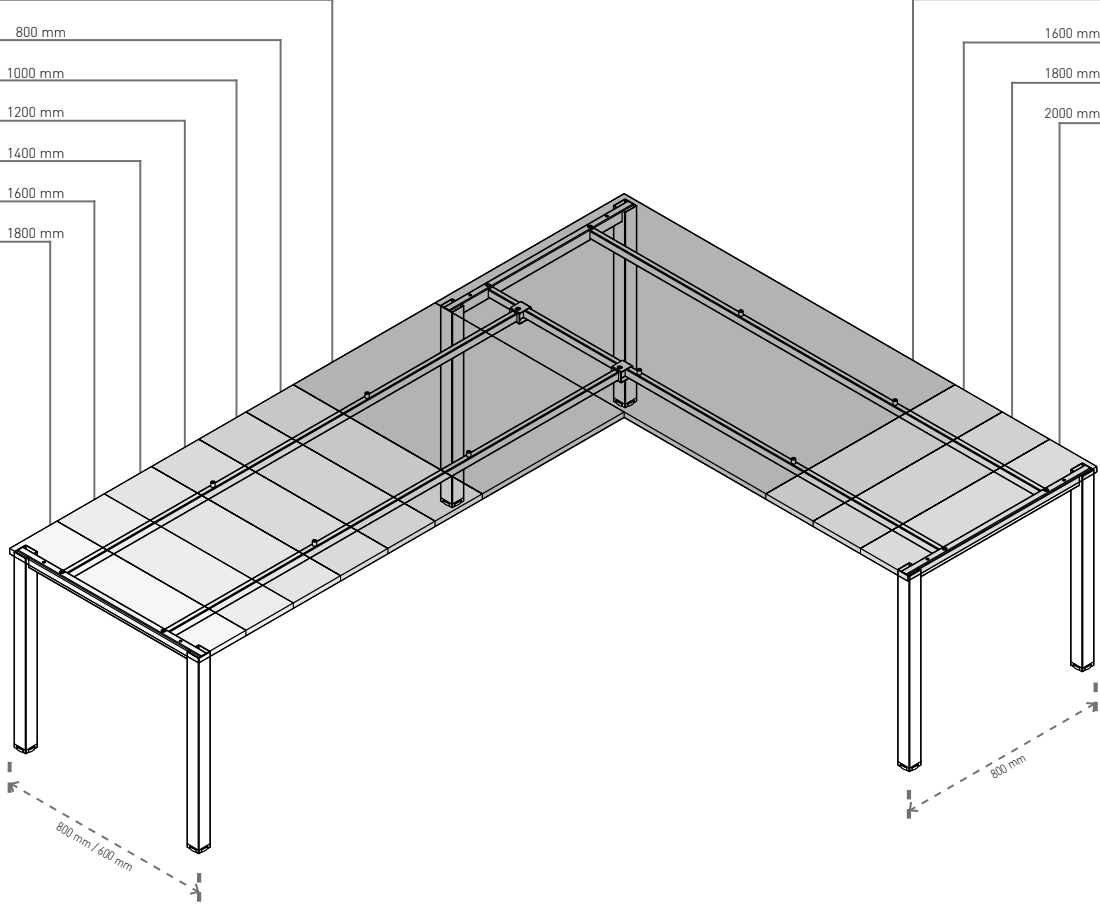
For legs HUBO, HOXO and HQ

connector - 200 mm = table plate dimension

connector	table plate dimen.
800 mm 6	00 mm
1000 mm	800 mm
1200 mm	1000 mm
1400 mm	1200 mm
1600 mm	1400 mm
1800 mm	1600 mm
2000 mm	1800 mm

connector = table plate dimension

connector	table plate dimen.
1400 mm	1400 mm
1600 mm	1600 mm
1800 mm	1800 mm
2000 mm	2000 mm

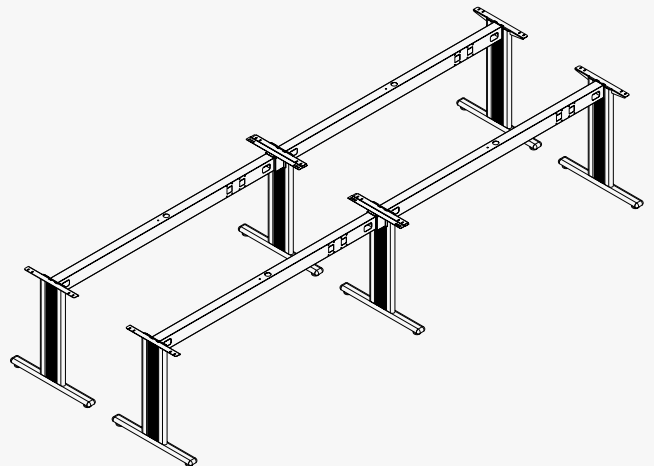
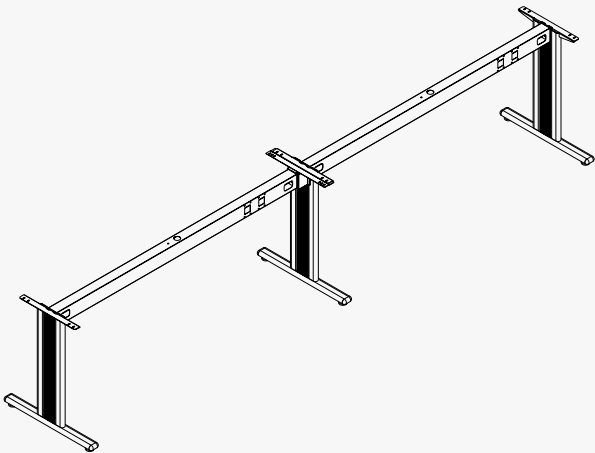
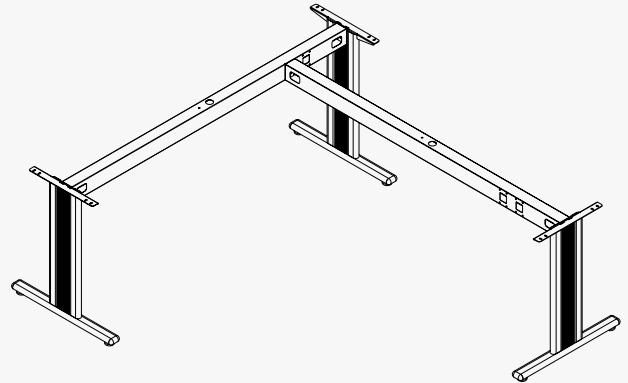
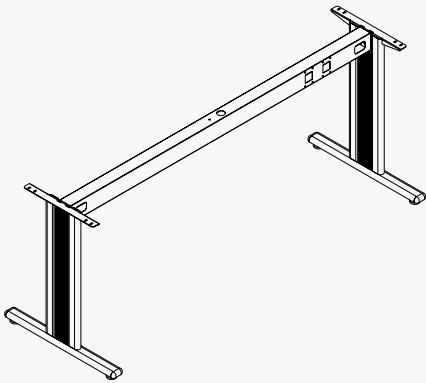


Telescopic connectors can be used with all other dimensions of table plates.

SYSTEM DESK BAR



WATCH VIDEO

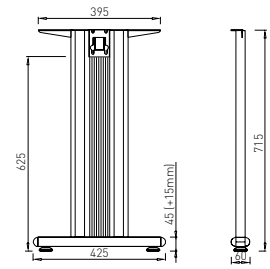



TEMPO



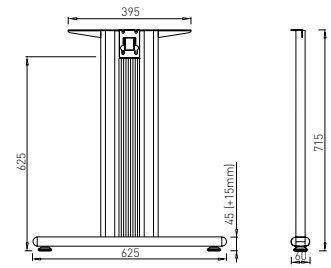
TEMPO T 400

30002 | RAL 9006G
20002 | RAL 9005FE



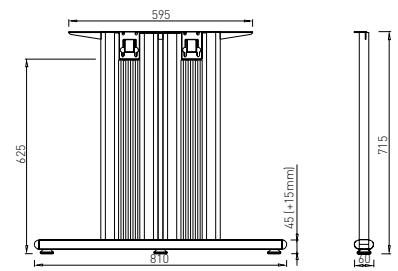
TEMPO T 600


30000 | RAL 9006G
20000 | RAL 9005FE



TEMPO T 800

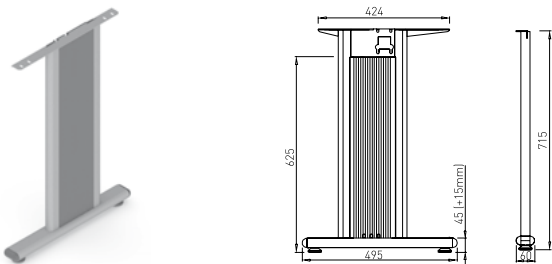
30006 | RAL 9006G
20006 | RAL 9005FE





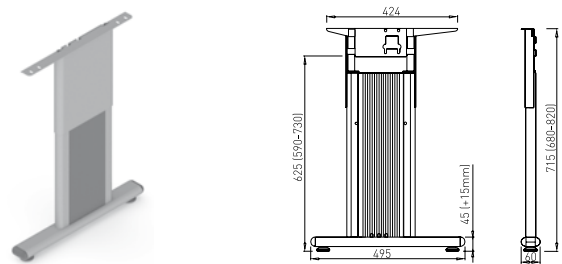
COMO C 500

30143 | RAL 9006G
20143 | RAL 9005FE



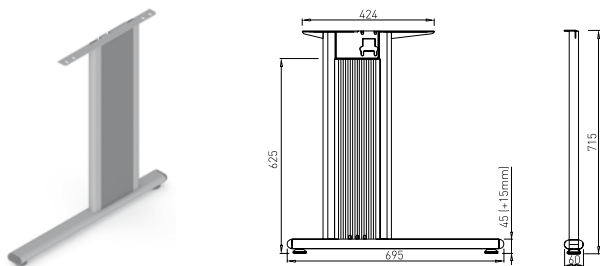
COMO C 500 HV

30057 | RAL 9006G



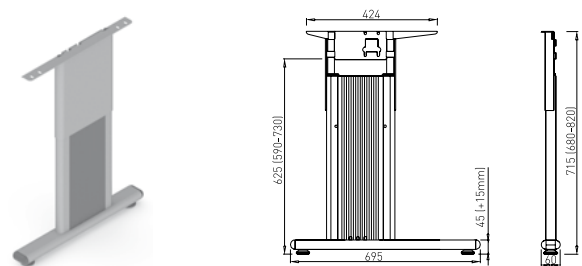
COMO C 700

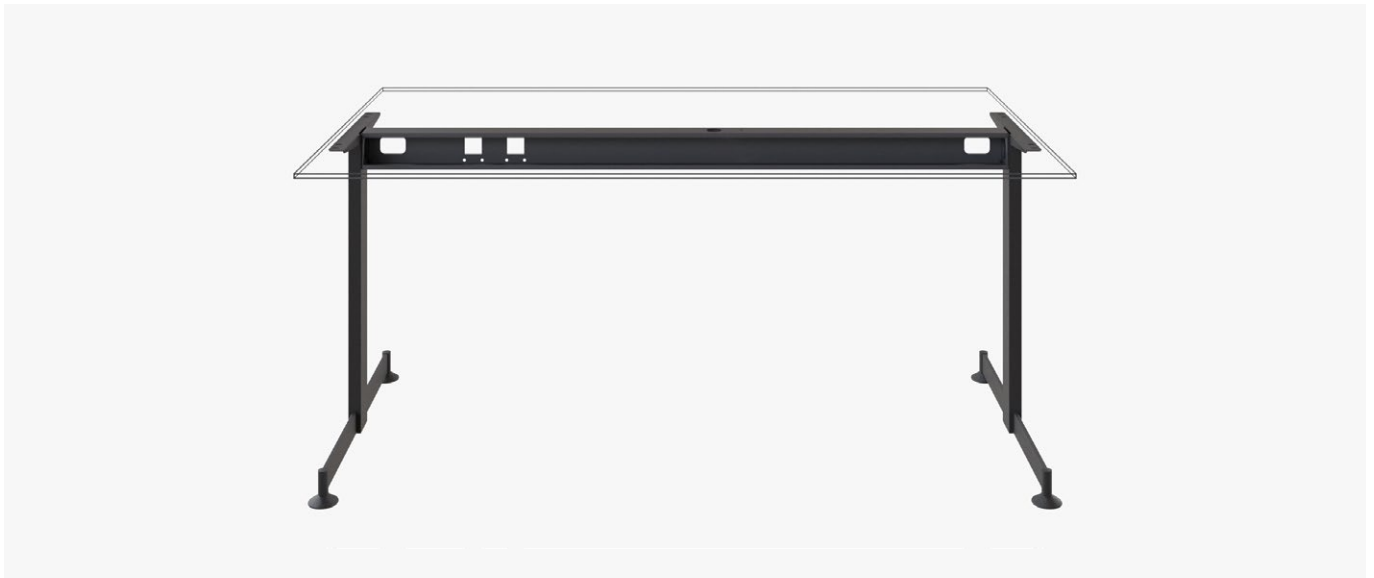
30145 | RAL 9006G
20145 | RAL 9005FE



COMO C 700 HV

30182 | RAL 9006G



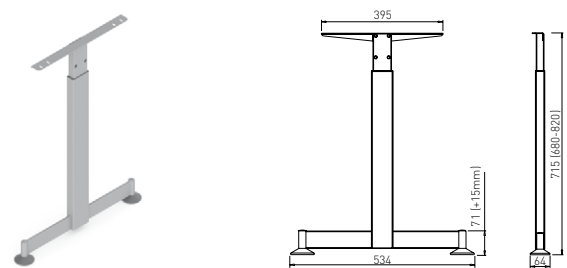
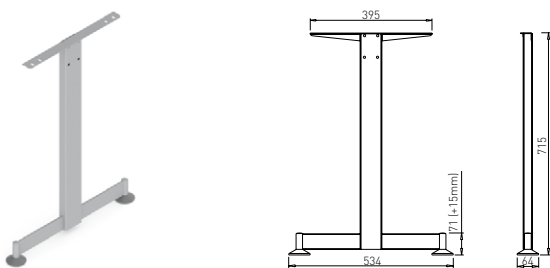


TEND T 400

30745 | RAL 9006G
20745 | RAL 9005FE

TEND T 400 HV

30986 | RAL 9006G

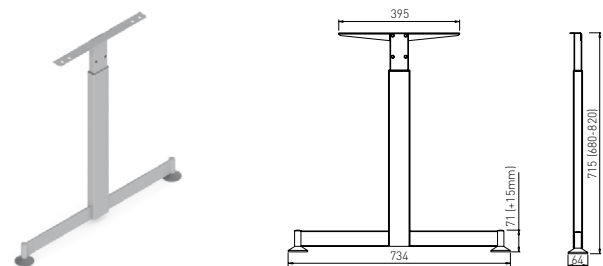
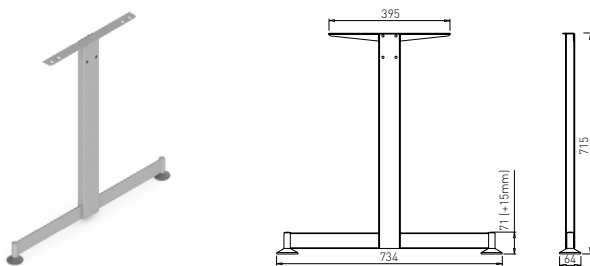


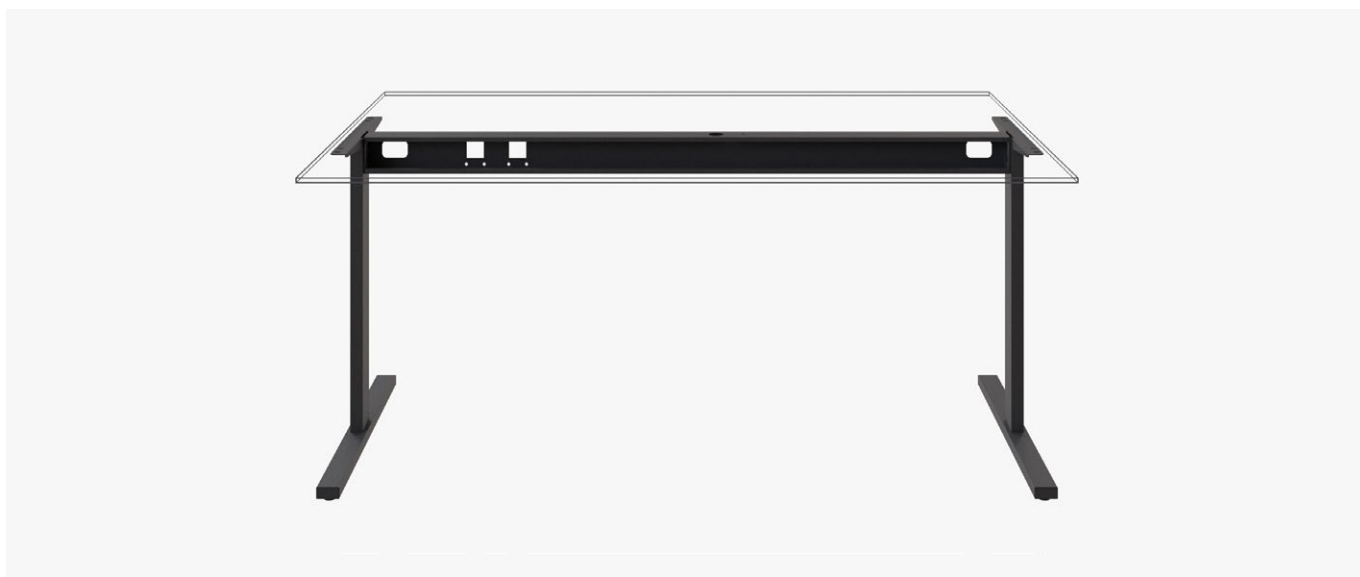
TEND T 600

30744 | RAL 9006G
20744 | RAL 9005FE

TEND T 600 HV

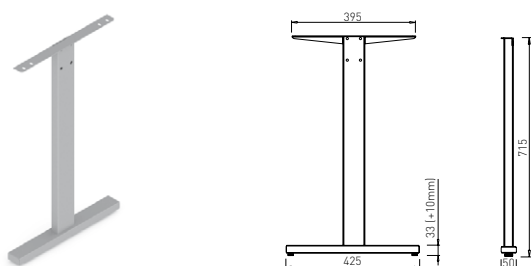
30985 | RAL 9006G





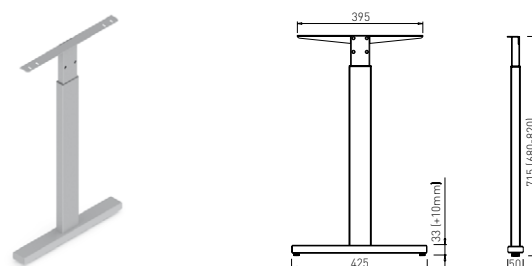
TILL T 400

31272 | RAL 9006G
21272 | RAL 9005FE



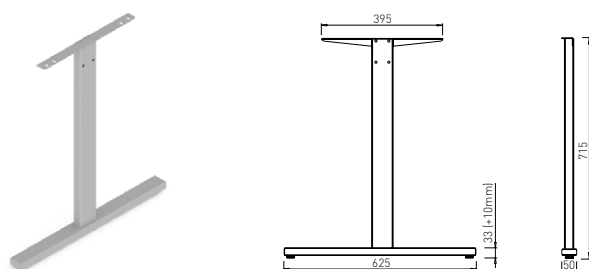
TILL T 400 HV

31274 | RAL 9006G



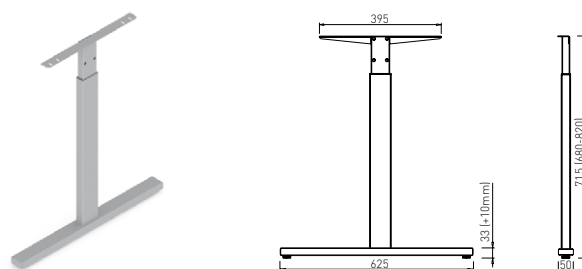
TILL T 600

31271 | RAL 9006G
21271 | RAL 9005FE



TILL T 600 HV

31273 | RAL 9006G

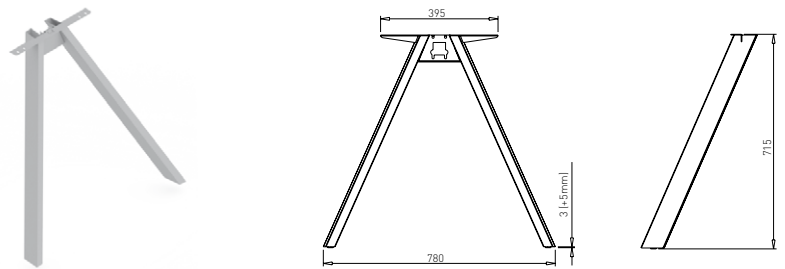


MOST



MOST

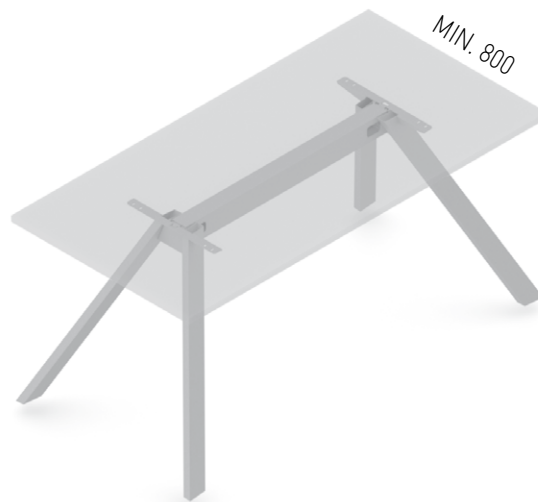
31270 | RAL 9006G
21270 | RAL 9005FE




EXAMPLE

Min. length of table plate 1400 -
desk bar 800

Length of desk bar = length of
table plate - 600 mm



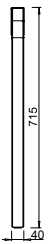
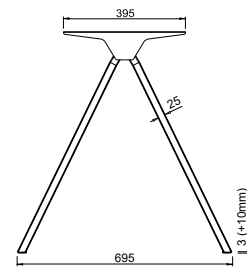
TEEN



TEEN

31520 | RAL 9006G

21520 | RAL 9005FE

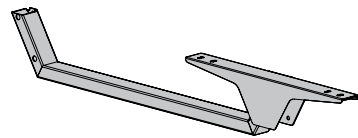


TEEN BENCH



TEEN BENCH

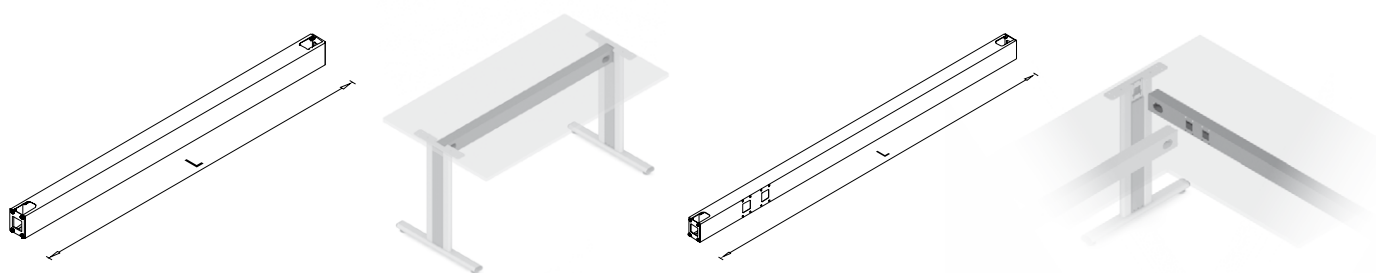
Product name	Length	RAL 9006G	RAL 9005FE
TEEN BENCH 1200	1200 mm	31324	21324
TEEN BENCH 1400	1400 mm	31322	21322
TEEN BENCH 1600	1600 mm	31323	21323



CONNECTORS AND ACCESSORIES

DESK BAR BASIC

Product name	Length	RAL 9006G	RAL 9005FE
DESK BAR 800	703 mm	30014	20014
DESK BAR 1000	903 mm	30015	20015
DESK BAR 1200	1103 mm	30017	20017
DESK BAR 1400	1303 mm	30019	20019
DESK BAR 1600	1503 mm	30021	20021
DESK BAR 1800	1703 mm	30022	20022
DESK BAR 2000	1903 mm	30023	20023



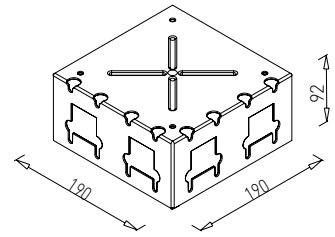

DESK BAR TELESCOPIC

Product name	Length	RAL 9006G	RAL 9005FE
DESK BAR TELESCOPIC 1000–1600	903–1503 mm	31141	21141
DESK BAR TELESCOPIC 1400–2000	1303–1903 mm	31140	21140



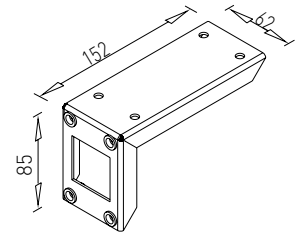

HOLDING PLATE 90°

30879 | RAL 9006G
20879 | RAL 9005FE



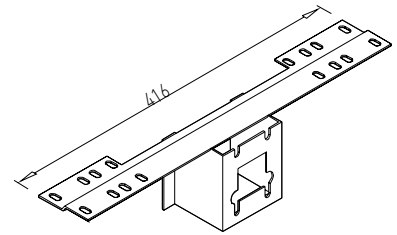
LEG HOLDER

30076 | RAL 9006G
20076 | RAL 9005FE



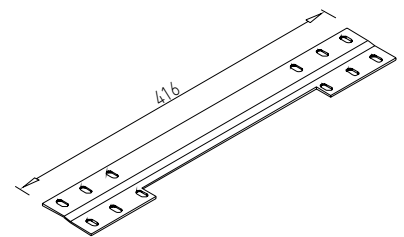

DESK BAR EXTENSION

30394 | RAL 9006G
20394 | RAL 9005FE



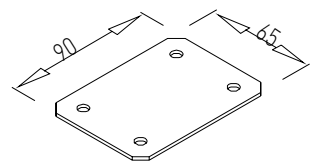
CONNECTING PLATE Z

30024 | RAL 9006G
20024 | RAL 9005FE



CONNECTING PLATE 90x65

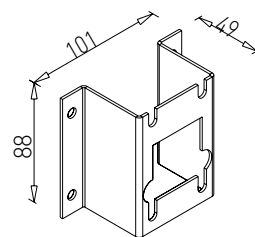

30027 | RAL 9006G
20027 | RAL 9005FE



HOLDER

30901 | RAL 9006G

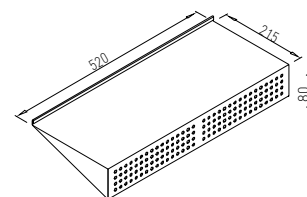
20901 | RAL 9005FE



COMPUTER SHELF

30056 | RAL 9006G

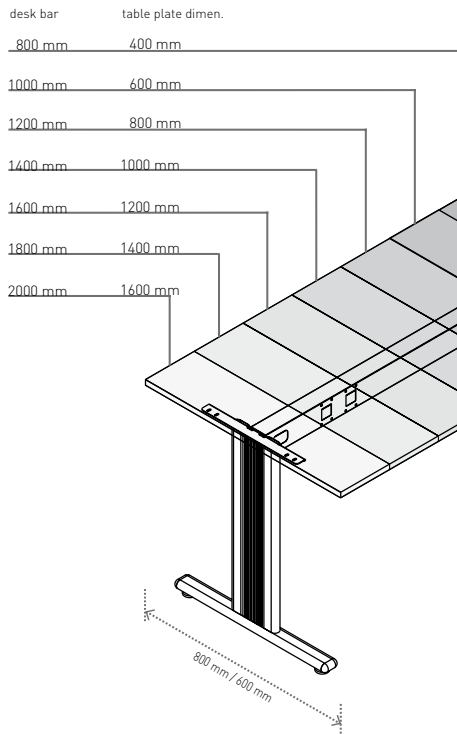
20056 | RAL 9005FE



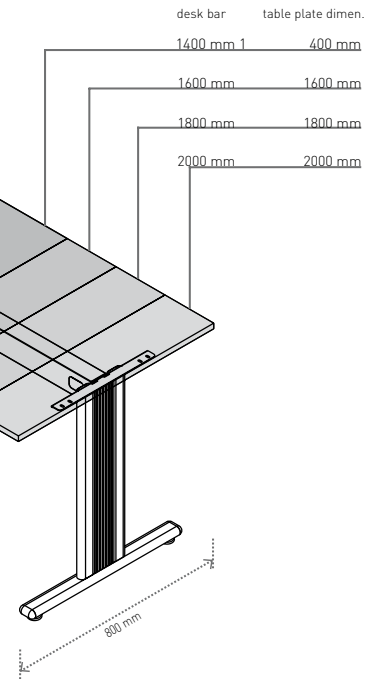
ANGULAR SOLUTIONS 90°

For T-legs TEMPO, TEND, WORK and TILL

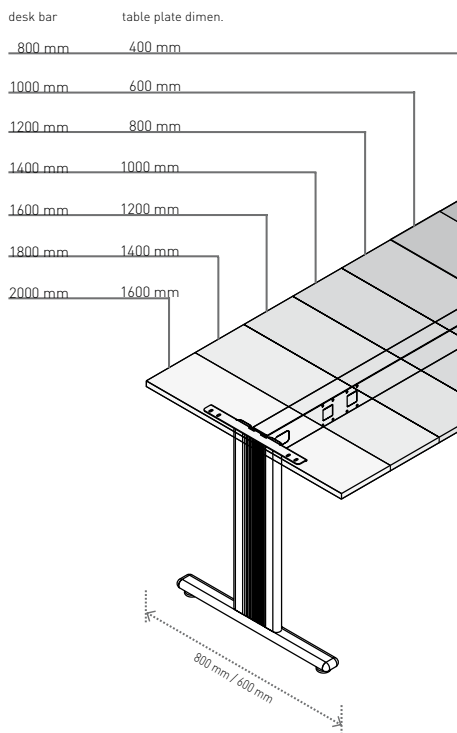
DESK BAR - 400 mm = table plate dimension



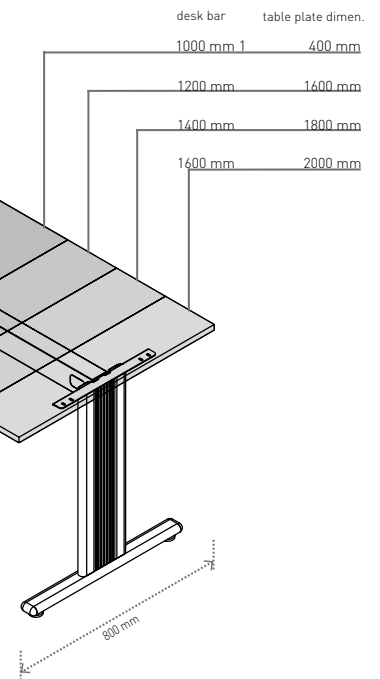
DESK BAR = table plate dimension



DESK BAR - 400 mm = table plate dimension



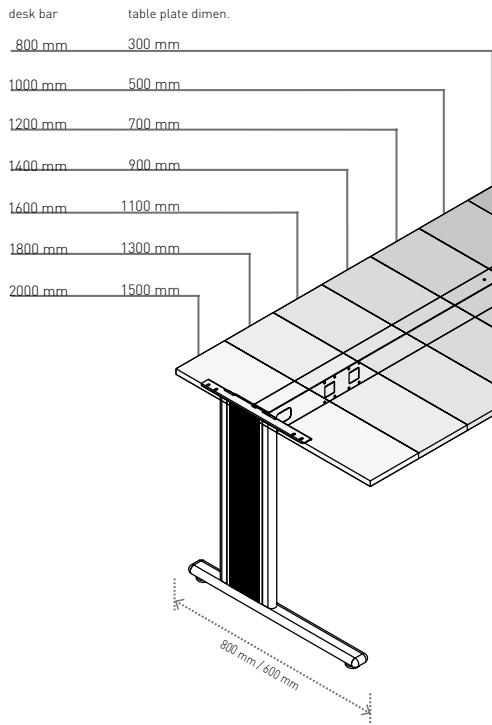
DESK BAR + 400 mm = table plate dimension



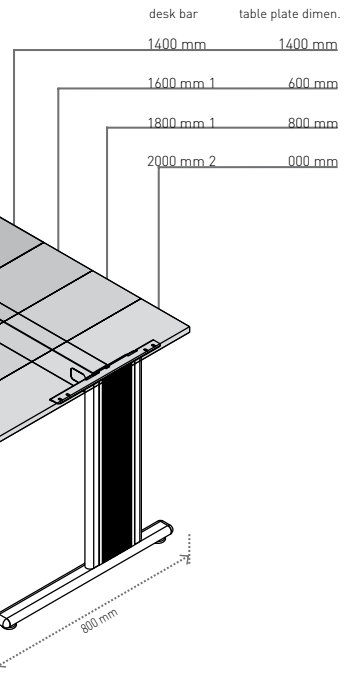
ANGULAR SOLUTIONS 90°

For C-legs COMO and MARK

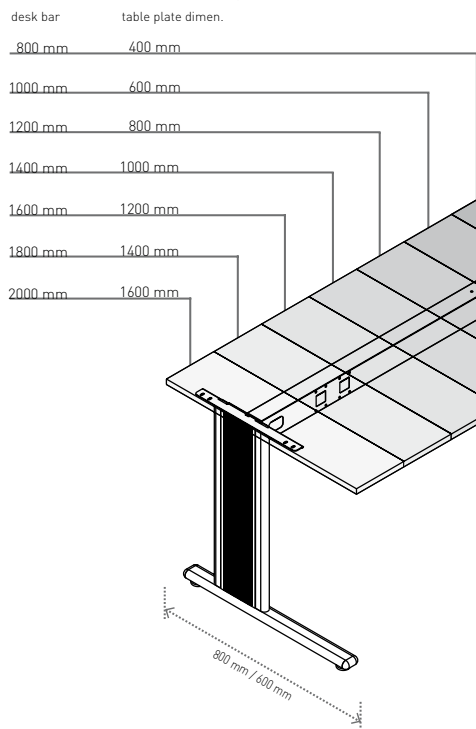
DESK BAR - 500 mm = table plate dimension



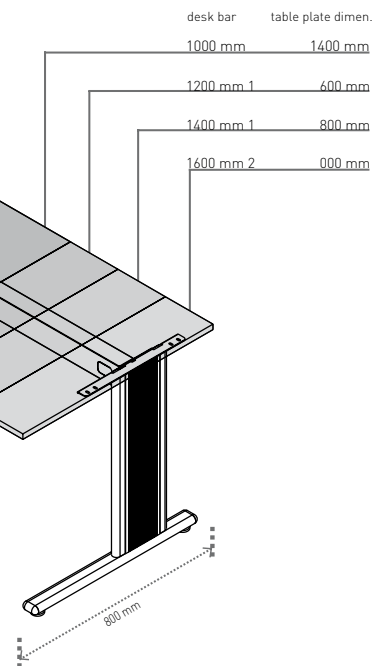
DESK BAR = table plate dimension



DESK BAR - 400 mm = table plate dimension



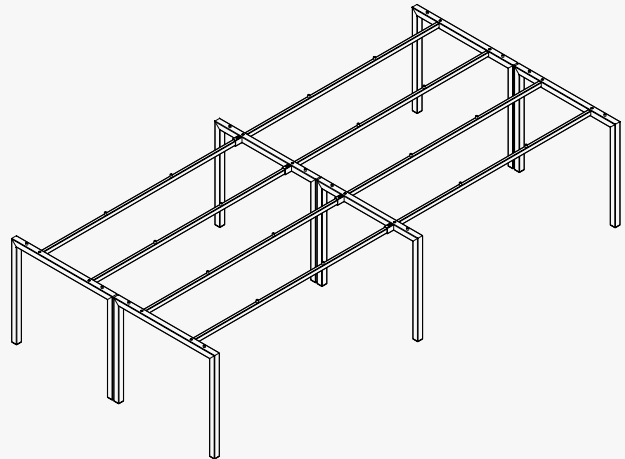
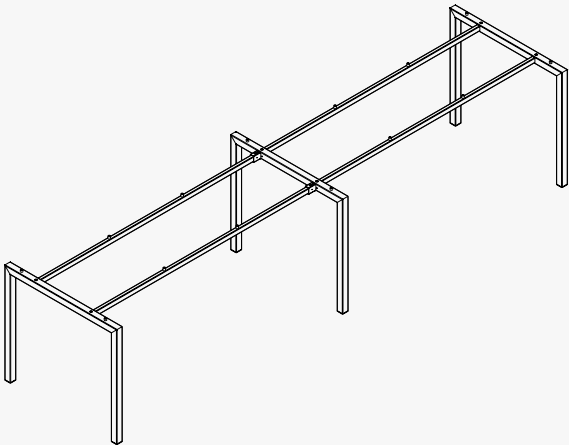
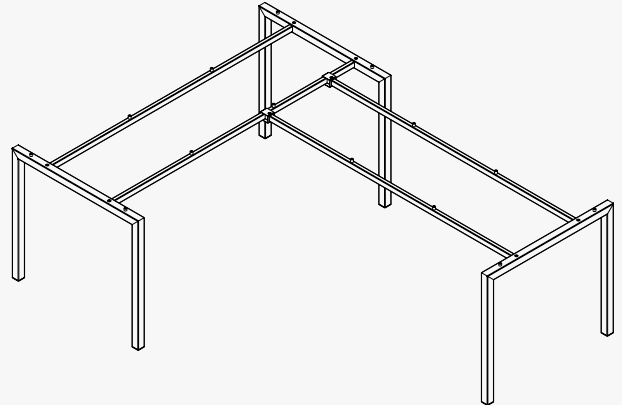
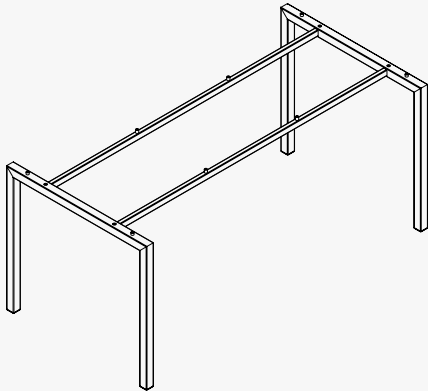
DESK BAR + 400 mm = table plate dimension



SYSTEM EDGE



WATCH VIDEO

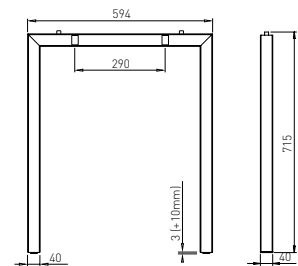


HAVANA



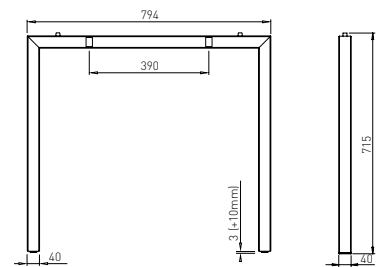
HAVANA 40/600

31428 | RAL 9006G
21428 | RAL 9005FE



HAVANA 40/800

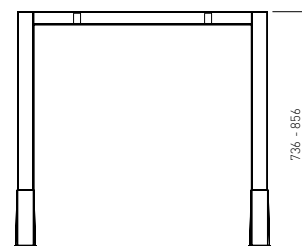

31429 | RAL 9006G
21429 | RAL 9005FE



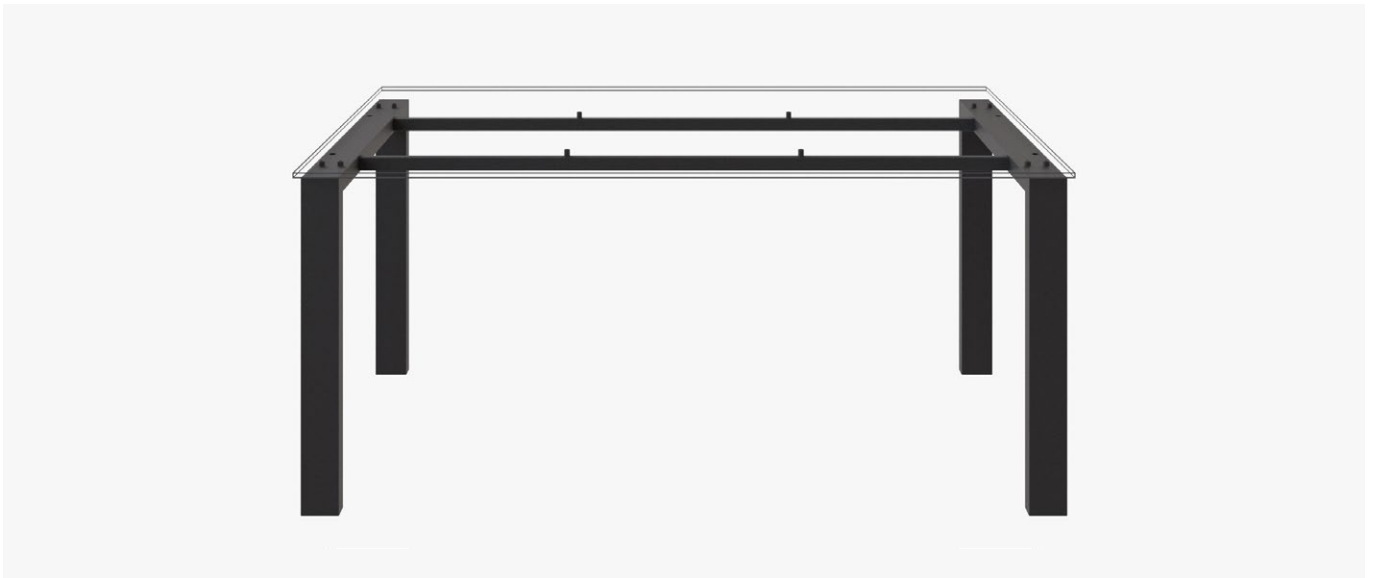
HEIGHT-ADJUSTABLE PLUG CUBO 40

30702 | RAL 7015 plastic
20702 | RAL 9005 plastic

Two plug sets are required for one leg.
Using the plugs, the height of the table
can be adjusted from 736 to 856 mm.

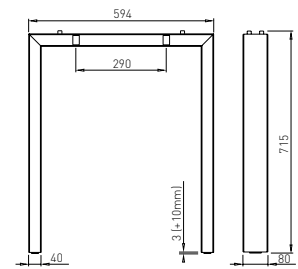


FLAT



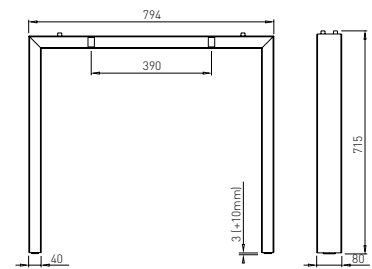
FLAT 600

31489 | RAL 9006G
21489 | RAL 9005FE



FLAT 800

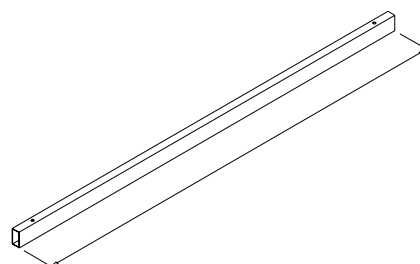
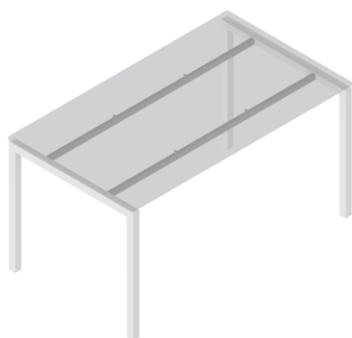
31490 | RAL 9006G
21490 | RAL 9005FE



CONNECTORS AND ACCESSORIES

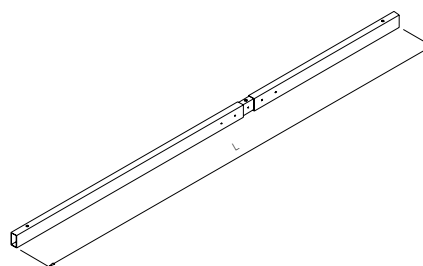
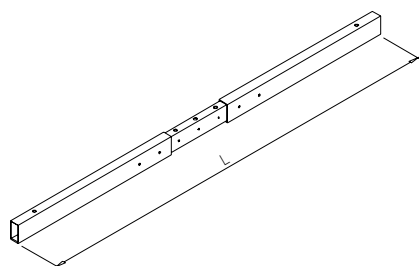
CONNECTORS EDGE

Product name	Length	RAL 9006G	RAL 9005FE
Connector 600	590 mm	30831	20831
Connector 800	790 mm	30832	20832
Connector 1000	990 mm	30833	20833
Connector 1200	1190 mm	30834	20834
Connector 1400	1390 mm	30835	20835
Connector 1600	1590 mm	30836	20836
Connector 1800	1790 mm	30837	20837
Connector 2000	1990 mm	30838	20838




CONNECTORS EDGE TELESCOPIC

Product name	RAL 9006G	RAL 9005FE
Connector 900–1400	31491	21491
Connector 1500–2000	31492	21492

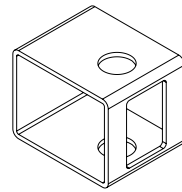


CORNER CONNECTOR EDGE

31437 | RAL 9006G
21437 | RAL 9005FE

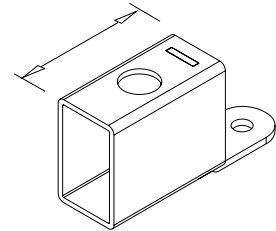
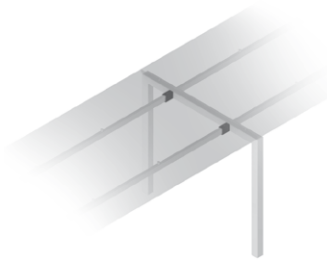


2 X



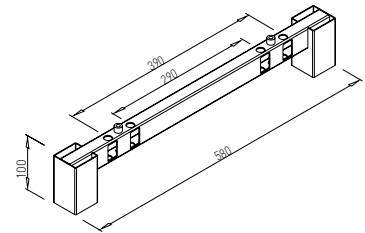

CONNECTING EXTENSION EDGE

31493 | RAL 9006G
21493 | RAL 9005FE



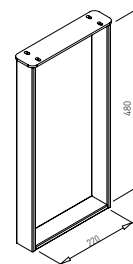
SUPPORTER EDGE

31497 | RAL 9006G
21497 | RAL 9005FE



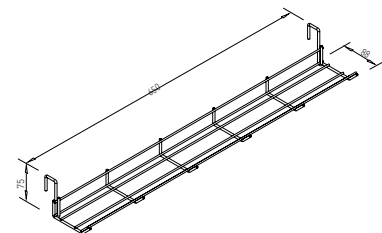
COMPUTER HOLDER

30846 | RAL 9006G
20846 | RAL 9005FE



WIRE SHELF

31498 | RAL 9006G
21498 | RAL 9005FE



ANGULAR SOLUTION

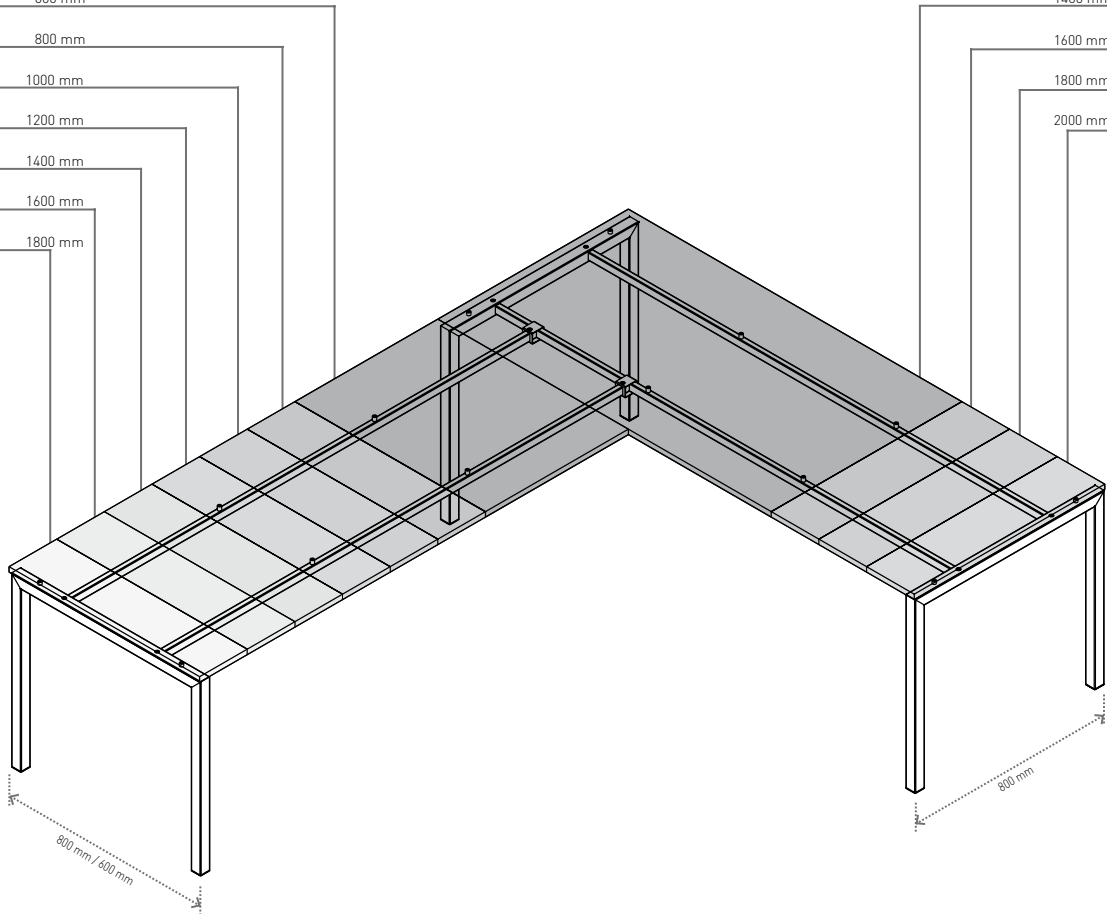
For legs from system EDGE

connector - 200 mm = table plate dimension

connector	table plate dimen.
800 mm	600 mm
1000 mm	800 mm
1200 mm	1000 mm
1400 mm	1200 mm
1600 mm	1400 mm
1800 mm	1600 mm
2000 mm	1800 mm

connector = table plate dimension

connector	table plate dimen.
1400 mm	1400 mm
1600 mm	1600 mm
1800 mm	1800 mm
2000 mm	2000 mm

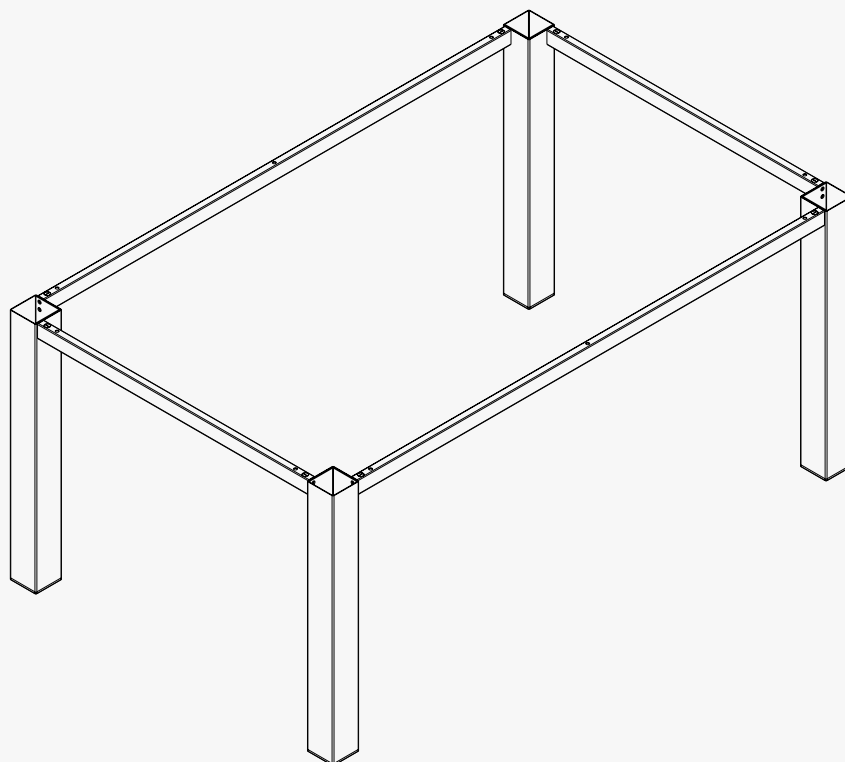


Telescopic connectors can be used with all other dimensions of table plates.

SYSTEM KOTA



WATCH VIDEO



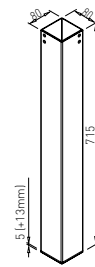
KOTA



KOTA 80x80

30900 | RAL 9006G

20900 | RAL 9005FE



KOTA



KOTA ø80

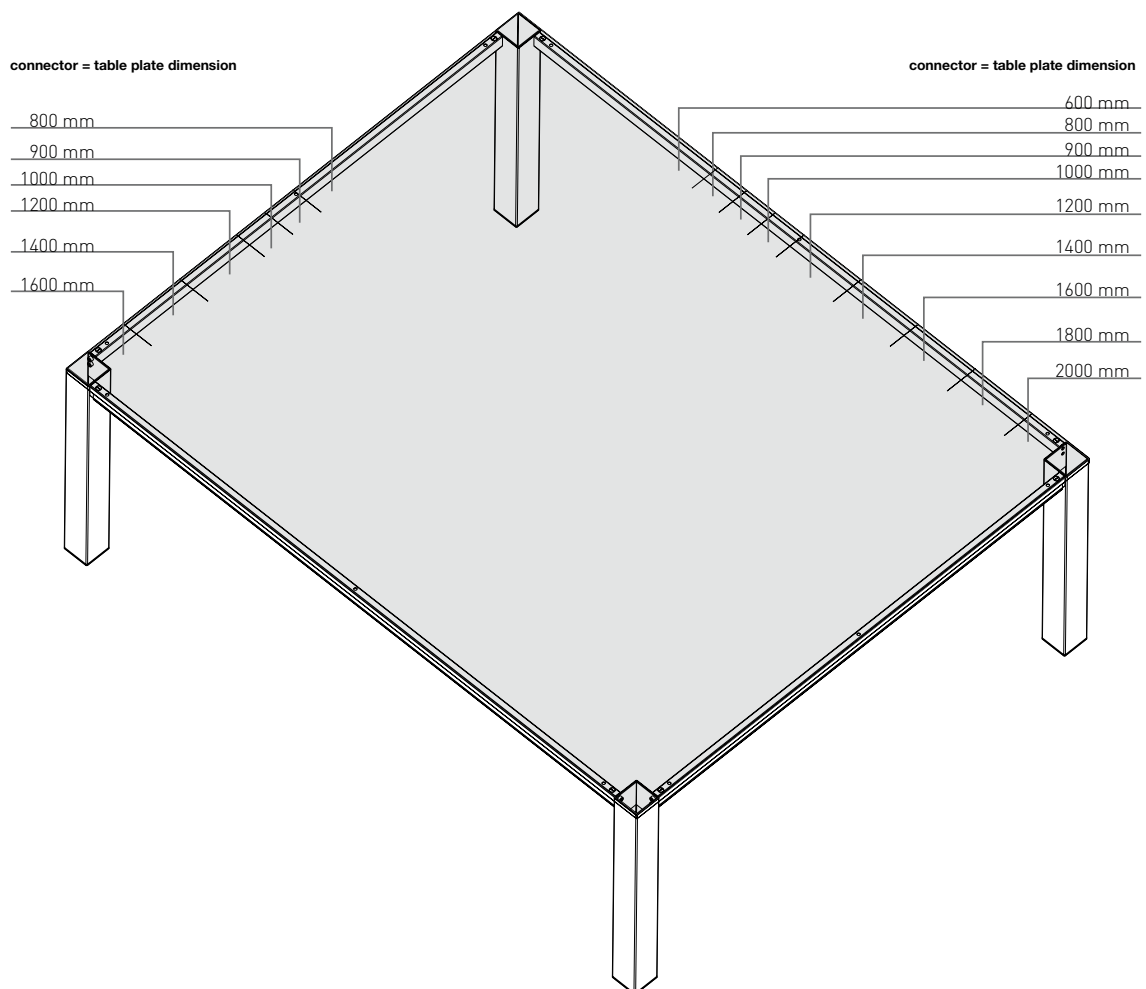
31376 | RAL 9006G

21376 | RAL 9005FE



CONNECTORS KOTA

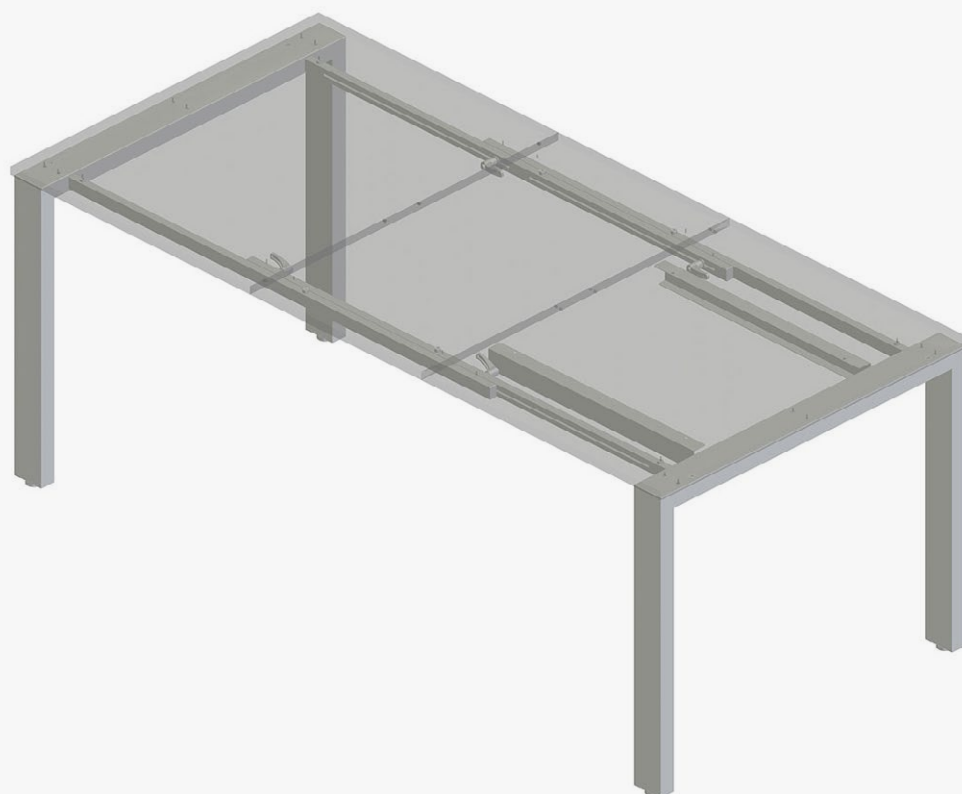
Product name	Length	RAL 9006G	RAL 9005FE
Connector KOTA 600	430 mm	30923	20923
Connector KOTA 800	630 mm	31377	21377
Connector KOTA 900	730 mm	31378	21378
Connector KOTA 1000	830 mm	31379	21379
Connector KOTA 1200	1030 mm	31380	21380
Connector KOTA 1400	1230 mm	31381	21381
Connector KOTA 1600	1430 mm	31382	21382
Connector KOTA 1800	1630 mm	31383	21383
Connector KOTA 2000	1830 mm	31384	21384



SYSTEM EXTA



WATCH VIDEO

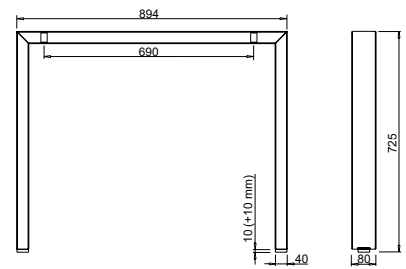



FLEX 900



FLEX 900

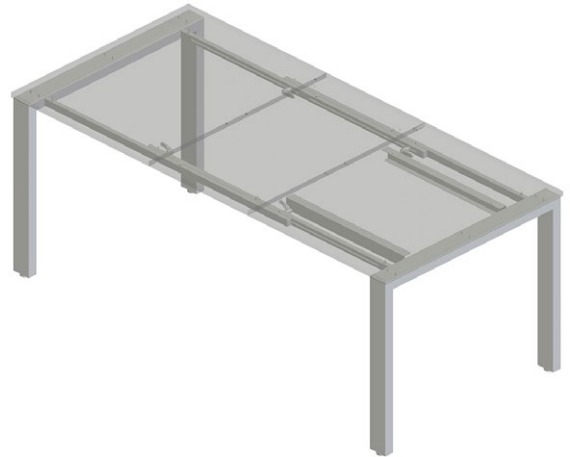
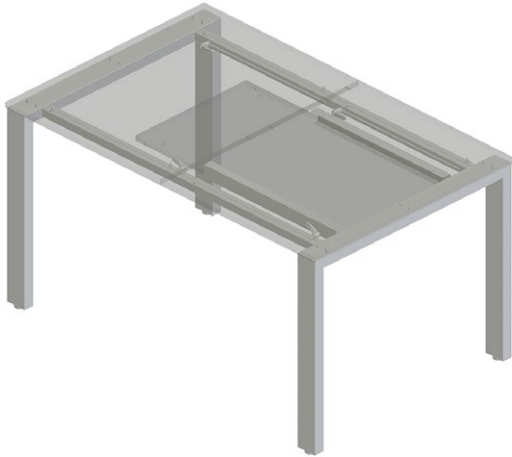
21309 | RAL 9005FE



CONNECTORS

CONNECTORS EXTA


Product name	Length	RAL 9005FE
Connector EXTA 1400–1900	1400–1900 mm	21312




SELF-STANDING LEGS



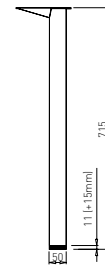
Table top thickness minimum 25 mm





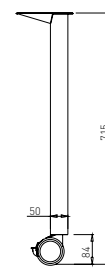
FIFTY

30052 | RAL 9006G
20052 | RAL 9005FE



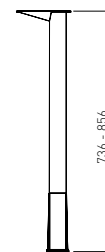

FIFTY K

30055 | RAL 9006G




PLUG OXO/HV

30704 | RAL 7015 plastic
20704 | RAL 9005 plastic



CUB-IN



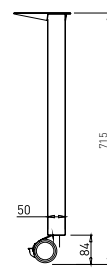
CUB-IN

30385 | RAL 9006G
20385 | RAL 9005FE



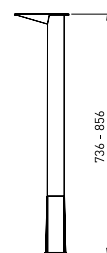

CUB-IN K

30387 | RAL 9006G




PLUG CUBO/HV

30709 | RAL 7015 plastic
20709 | RAL 9005 plastic



SIXTY



SIXTY

30012 | RAL 9006G
20012 | RAL 9005FE



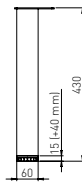
SIXTY K

30018 | RAL 9006G



SIXTY CLUB

30398 | RAL 9006G




SIXTY BAR

30132 | RAL 9006G
20132 | RAL 9005FE



EIGHTY




EIGHTY

30080 | RAL 9006G

20080 | RAL 9005FE

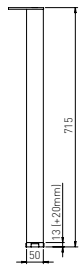


ROMB



ROMB 50

30896 | RAL 9006G
20896 | RAL 9005FE



ROMB 50 CLUB

30897 | RAL 9006G
20897 | RAL 9005FE



ROMB 80

30973 | RAL 9006G
20973 | RAL 9005FE

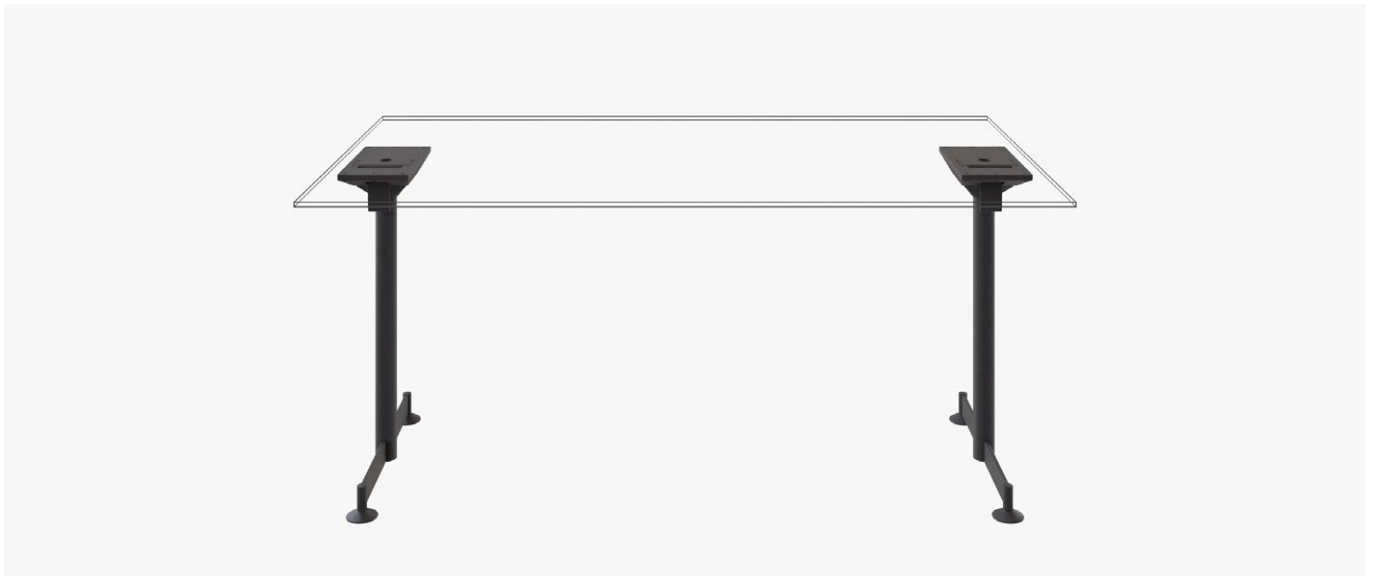


ROMB 80 CLUB

31266 | RAL 9006G
21266 | RAL 9005FE

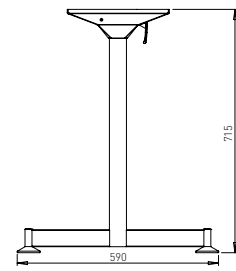


PARK Z




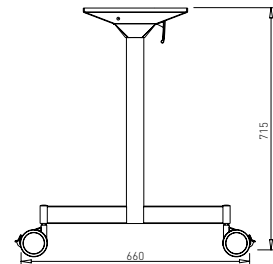
PARK Z

30848 | RAL 9006G

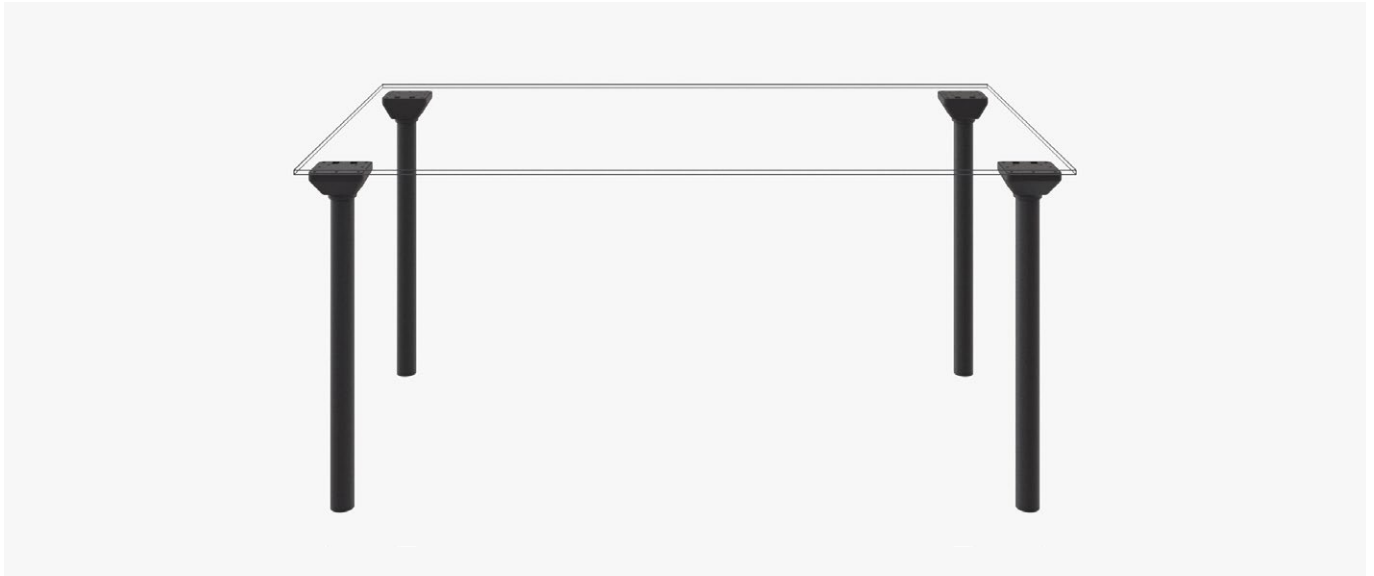


PARK Z with wheels

31253 | RAL 9006G




FIFTY Z

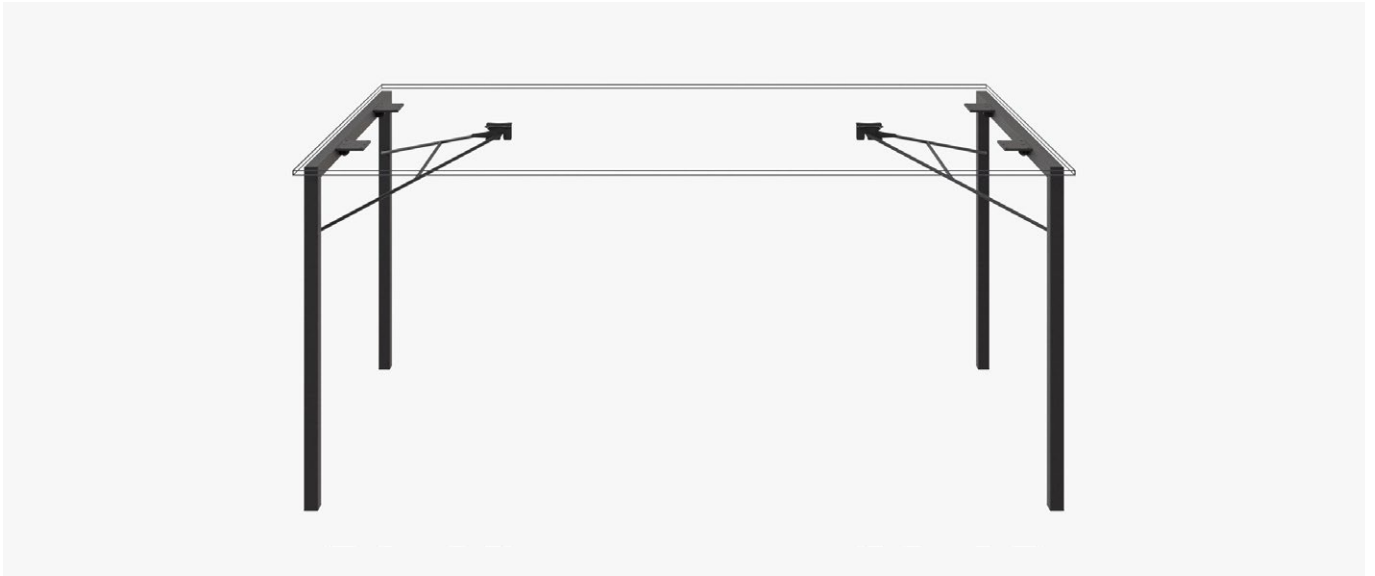


FIFTY Z

30736 | RAL 9006G

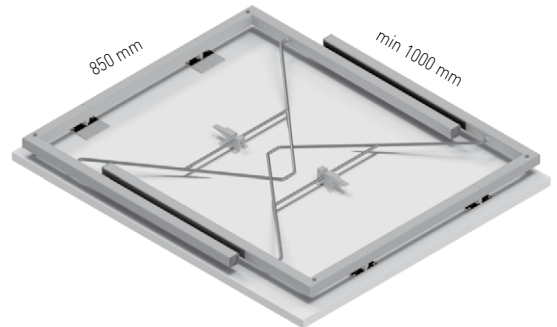
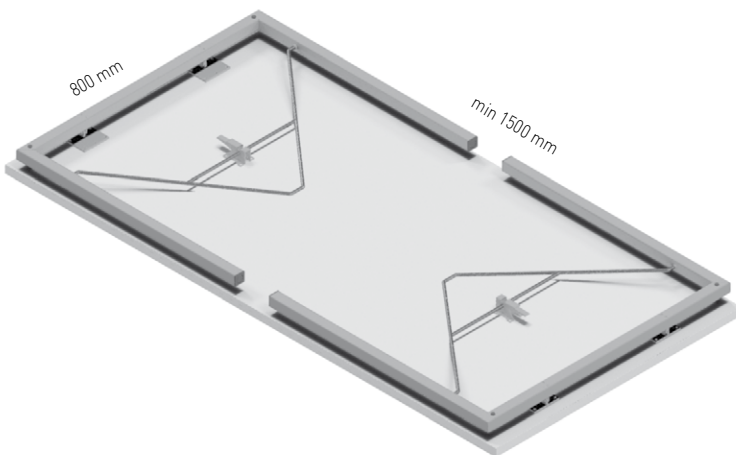
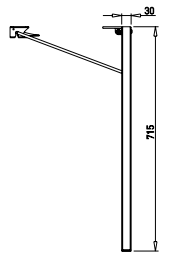
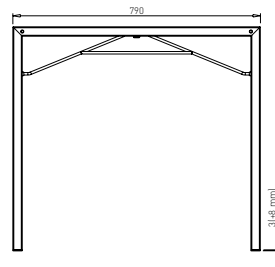



SKIP



SKIP 800

31269 | RAL 9006G

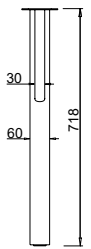
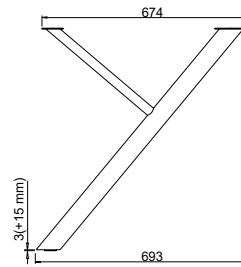




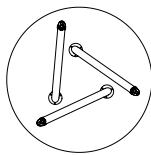
IPSO

31396 | RAL 9006G

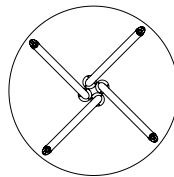
21396 | RAL 9005FE



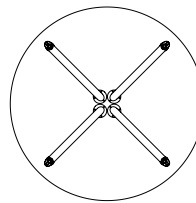
ø800 mm



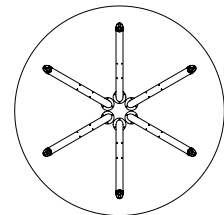
ø1200 mm



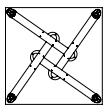
ø1400 mm



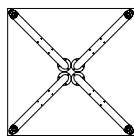
ø1600 mm



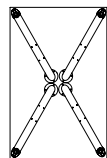
ø1800 mm



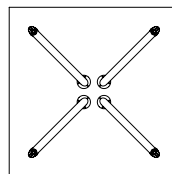
800 x 800 mm



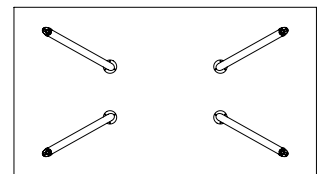
1050 x 1050 mm



800 x 1250 mm




1400 x 1400 mm



2500 x 1400 mm

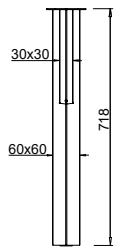
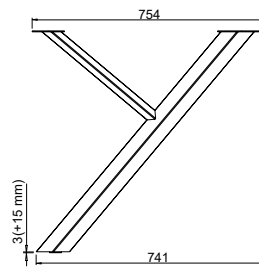
K-IPSO



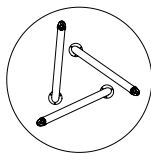
K-IPSO

31343 | RAL 9006G

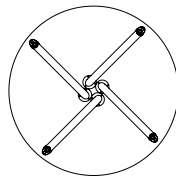
21343 | RAL 9005FE



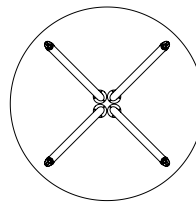
ø800 mm



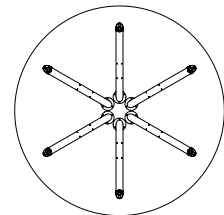
ø1200 mm



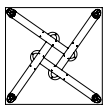
ø1400 mm



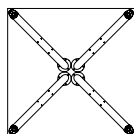
ø1600 mm



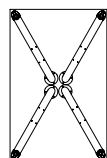
ø1800 mm



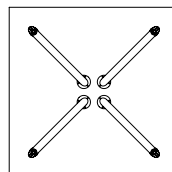
800 x 800 mm



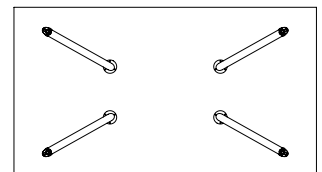
1050 x 1050 mm



800 x 1250 mm




1400 x 1400 mm



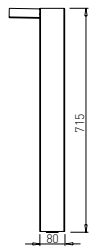
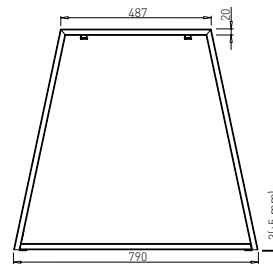
2500 x 1400 mm

A-LEG



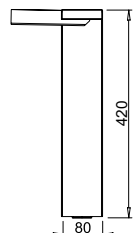
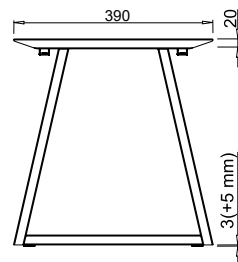
A-LEG

30654 | RAL 9006G
20654 | RAL 9005FE



A-LEG H=420

21313 | RAL 9005FE

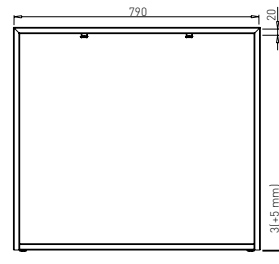



O-LEG



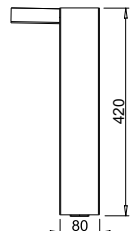
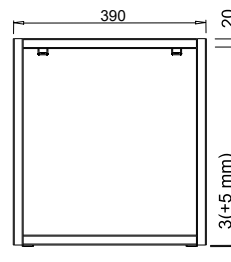
O-LEG

30656 | RAL 9006G
20656 | RAL 9005FE



O-LEG H=420

21314 | RAL 9005FE

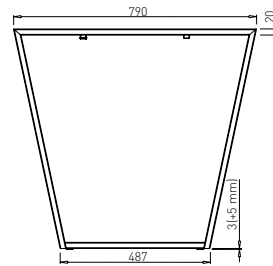


U-LEG



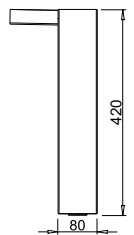
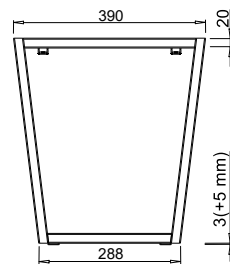
U-LEG

30655 | RAL 9006G
20655 | RAL 9005FE



U-LEG H=420

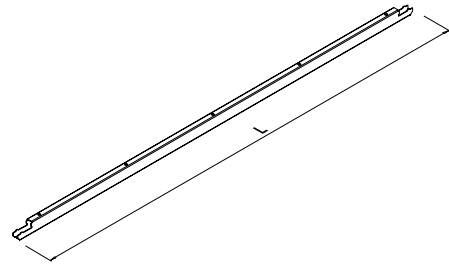
21315 | RAL 9005FE



CONNECTORS AND BENCH BACK SUPPORT

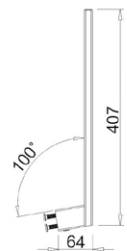
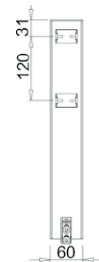
CONNECTORS FOR A-LEG, O-LEG AND U-LEG

Product name	Length	RAL 9005FE
Connector 1000	940 mm	21351
Connector 1200	1140 mm	21367
Connector 1400	1340 mm	21366
Connector 1600	1540 mm	21363
Connector 1800	1740 mm	21364
Connector 2000	1940 mm	21365


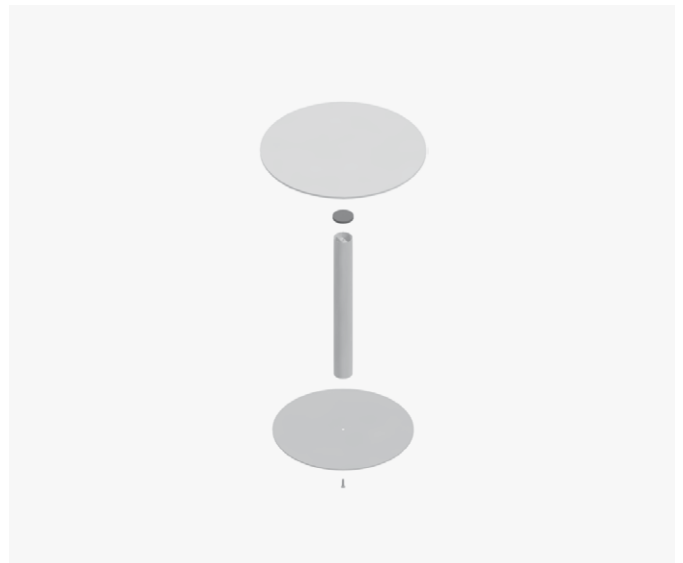


BENCH BACK SUPPORT

21356 | RAL 9005FE



SELF-STANDING TABLE BASES



TERRA



TERRA FOR TABLE TOPS UP TO Ø600 MM AND UP TO 500 X 500 MM

UP PLATE TERRA 200x200

30120 | RAL 9006G
20120 | RAL 9005FE

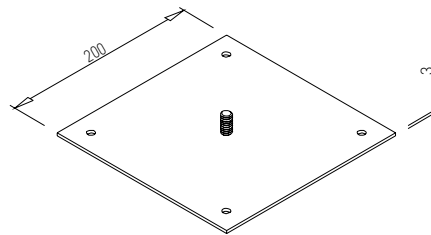
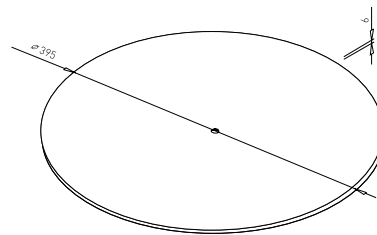


PLATE TERRA Ø400

30117 | RAL 9006G
20117 | RAL 9005FE



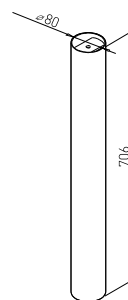
COLUMN TERRA Ø80 CLUB

30679 | RAL 9006G
20679 | RAL 9005FE



COLUMN TERRA Ø80

30115 | RAL 9006G
20115 | RAL 9005FE



COLUMN TERRA Ø80 BAR

30841 | RAL 9006G
20841 | RAL 9005FE



TERRA



TERRA FOR TABLE TOPS UP TO Ø800 MM AND UP TO 700 X 700 MM

UP PLATE TERRA 200x200

30120 | RAL 9006G
20120 | RAL 9005FE

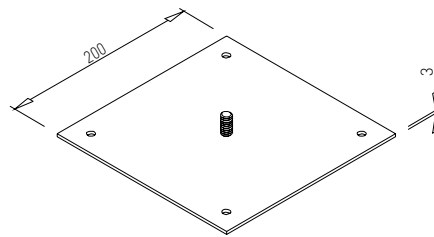
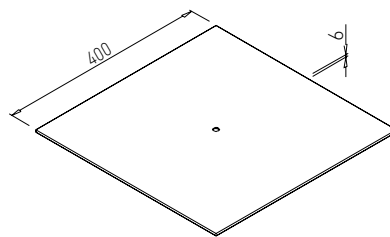


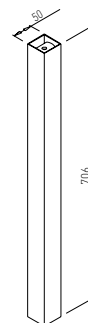
PLATE TERRA 400x400

30632 | RAL 9006G
20632 | RAL 9005FE



COLUMN TERRA 50x50

30630 | RAL 9006G
20630 | RAL 9005FE



TERRA



TERRA FOR TABLE TOPS UP TO Ø800 MM AND UP TO 700 X 700 MM

UP PLATE TERRA 330x330

30162 | RAL 9006G

20162 | RAL 9005FE

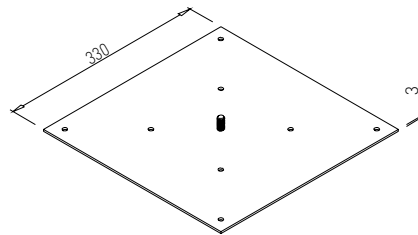
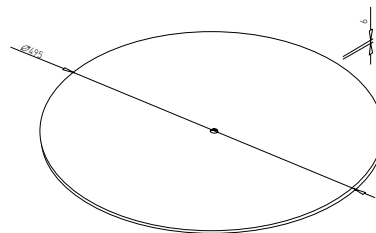


PLATE TERRA Ø500

30118 | RAL 9006G


20118 | RAL 9005FE



COLUMN TERRA Ø80

30115 | RAL 9006G

20115 | RAL 9005FE



COLUMN TERRA Ø80 BAR

30841 | RAL 9006G

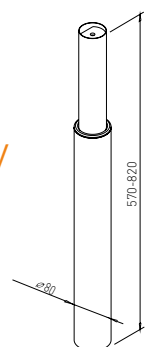
20841 | RAL 9005FE



COLUMN TERRA Ø80 HV

30009 | RAL 9006G

20009 | RAL 9005FE



TERRA



TERRA FOR TABLE TOPS UP TO Ø850 MM AND UP TO 750 X 750 MM

UP PLATE TERRA 330x330

30162 | RAL 9006G

20162 | RAL 9005FE

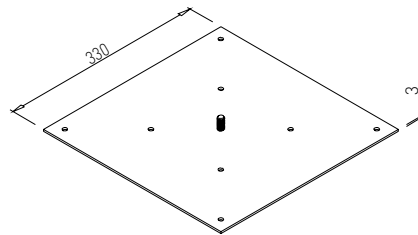
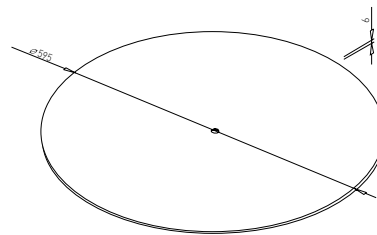


PLATE TERRA Ø600

30119 | RAL 9006G


20119 | RAL 9005FE



COLUMN TERRA Ø80

30115 | RAL 9006G

20115 | RAL 9005FE



COLUMN TERRA Ø80 BAR

30841 | RAL 9006G

20841 | RAL 9005FE



COLUMN TERRA Ø80 HV

30009 | RAL 9006G

20009 | RAL 9005FE

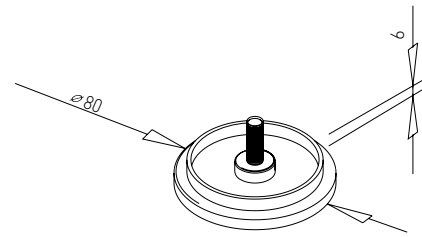


ACCESSORIES TERRA

LEVELING TAP $\varnothing 80$

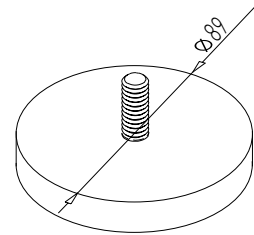
30276 | RAL 7015 plastic

20276 | RAL 9005 plastic



GLASS HOLDER

20675 | Aluminium





BOMA FOR TABLE TOPS UP TO Ø900 MM AND UP TO 800 X 800 MM

CROSS BOMA 600

30279 | RAL 9006G

20279 | RAL 9005FE

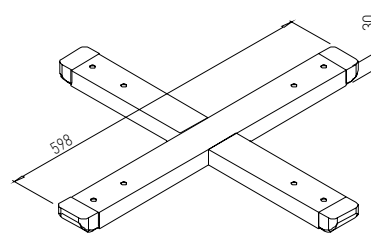
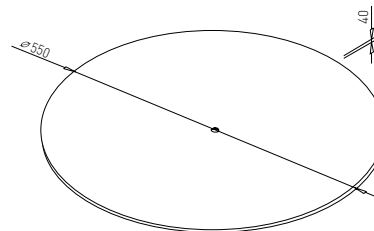


PLATE BOMA ø550 B

30011 | RAL 9006G

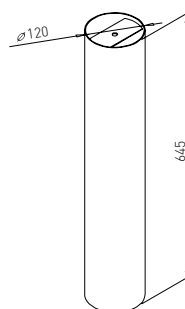
20011 | RAL 9005FE



COLUMN BOMA ø120/ø550

30283 | RAL 9006G

20283 | RAL 9005FE





BOMA FOR TABLE TOPS UP TO Ø1100 MM AND UP TO 900 X 900 MM

CROSS BOMA 600

30279 | RAL 9006G

20279 | RAL 9005FE

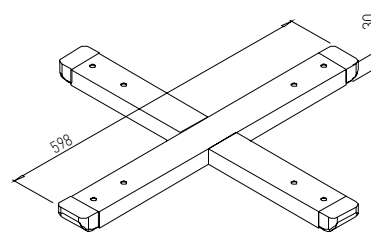
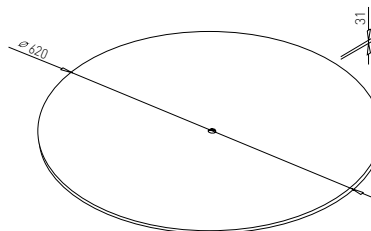


PLATE BOMA ø620 B

30163 | RAL 9006G

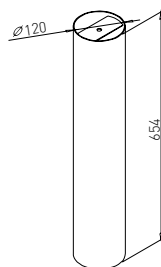
20163 | RAL 9005FE



COLUMN BOMA ø120/ø620

30284 | RAL 9006G


20284 | RAL 9005FE



COLUMN BOMA BAR ø120/ø620

30839 | RAL 9006G

20839 | RAL 9005FE





BOMA FOR TABLE TOPS UP TO Ø1100 MM AND UP TO 900 X 900 MM

CROSS BOMA 600

30279 | RAL 9006G

20279 | RAL 9005FE

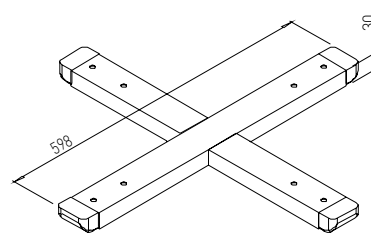
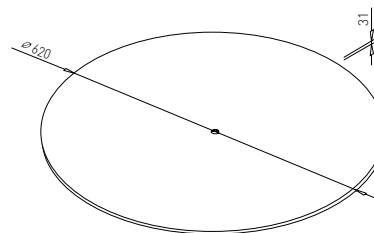


PLATE BOMA ø620 B

30163 | RAL 9006G

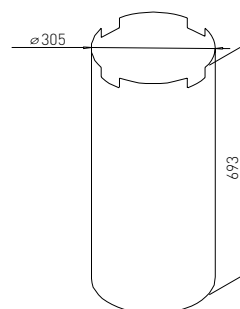
20163 | RAL 9005FE



COLUMN BOMA IRON ø305/ø620

31203 | RAL 9006G

21203 | RAL 9005FE





BOMA FOR TABLE TOPS UP TO Ø1300 MM AND UP TO 1050 X 1050 MM

CROSS BOMA 800

30013 | RAL 9006G

20013 | RAL 9005FE

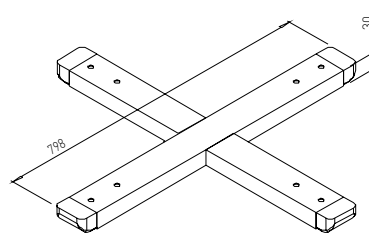
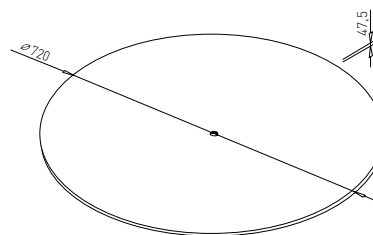


PLATE BOMA ø720 B

30064 | RAL 9006G

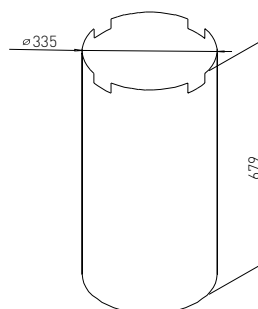
20064 | RAL 9005FE



COLUMN BOMA IRON ø335/ø720

31204 | RAL 9006G

21204 | RAL 9005FE





BOMA FOR TABLE TOPS UP TO Ø1600 MM AND UP TO 1200 X 1200 MM

CROSS BOMA 1000

30278 | RAL 9006G
20278 | RAL 9005FE

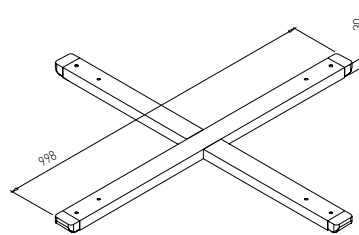
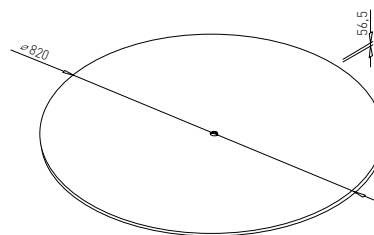


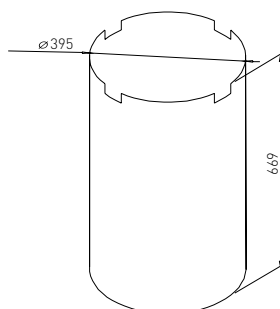
PLATE BOMA ø820 B

30072 | RAL 9006G
20072 | RAL 9005FE



COLUMN BOMA IRON ø395/ø820

31205 | RAL 9006G
21205 | RAL 9005FE





GAST FOR TABLE TOPS UP TO 900 X 900 MM (H=715) OR 800 X 800 MM (H=1100)

UP PLATE GAST 300x300

31248 | RAL 9006G
21248 | RAL 9005FE

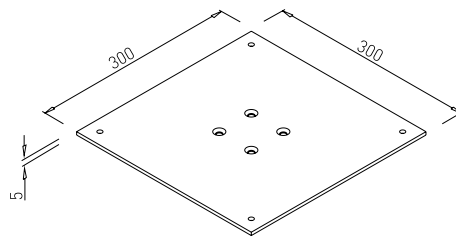
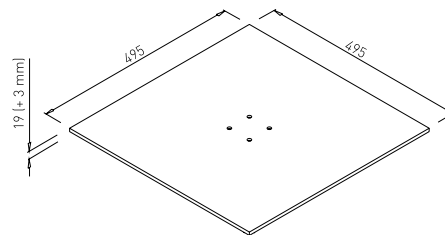


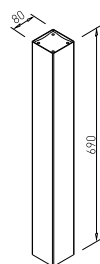
PLATE GAST 500x500

31247 | RAL 9006G
21247 | RAL 9005FE



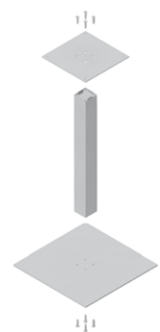
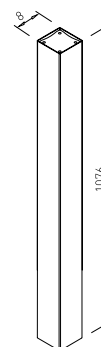
COLUMN 80x80 GAST

31249 | RAL 9006G
21249 | RAL 9005FE



COLUMN 80x80 GAST BAR

31263 | RAL 9006G
21263 | RAL 9005FE





GAST FOR TABLE TOPS UP TO 900 X 1400 MM (H=715) OR 800 X 1200 MM (H=1100)

UP PLATE GAST 300x300

31248 | RAL 9006G
21248 | RAL 9005FE

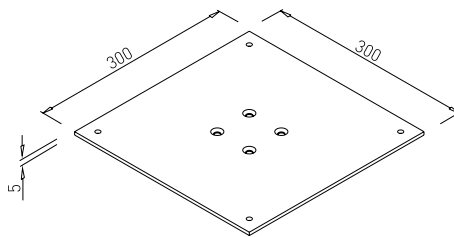
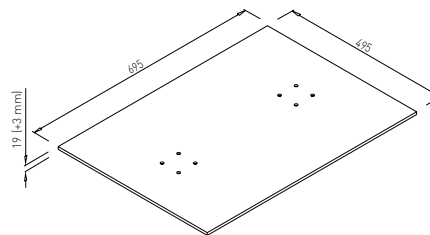


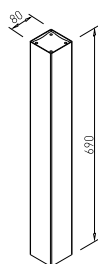
PLATE GAST 700x500

31261 | RAL 9006G
21261 | RAL 9005FE



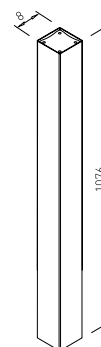
COLUMN 80x80 GAST

31249 | RAL 9006G
21249 | RAL 9005FE



COLUMN 80x80 GAST BAR

31263 | RAL 9006G
21263 | RAL 9005FE





GAST FOR TABLES WITH TWO LEGS

UP PLATE GAST 300x300 (with holder)

31264 | RAL 9006G
21264 | RAL 9005FE

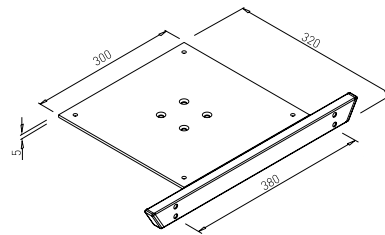
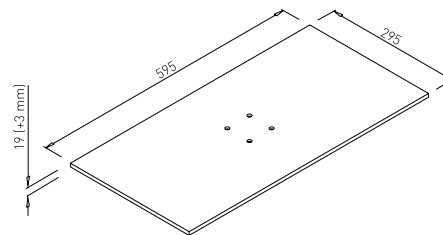


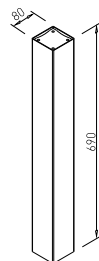
PLATE GAST 600x300

31262 | RAL 9006G
21262 | RAL 9005FE



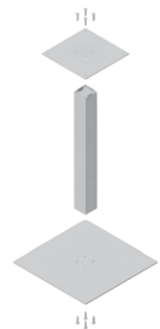
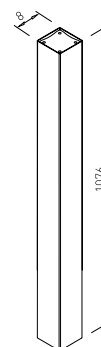
COLUMN 80x80 GAST

31249 | RAL 9006G
21249 | RAL 9005FE



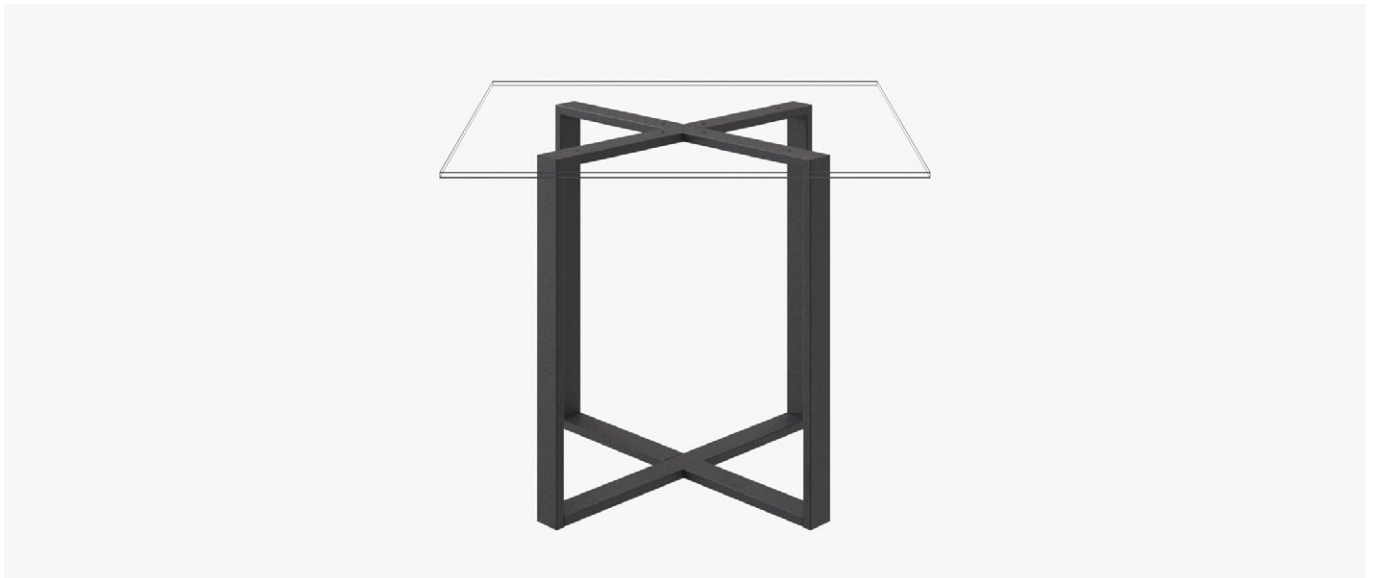
COLUMN 80x80 GAST BAR

31263 | RAL 9006G
21263 | RAL 9005FE



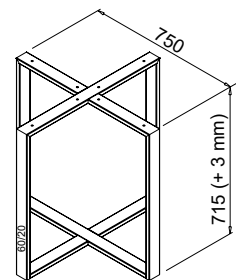

WATCH VIDEO

CAGE



CAGE

21503 | RAL 9005FE



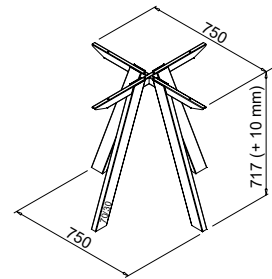
WATCH VIDEO

CROSS HIFE



CROSS HIFE

21502 | RAL 9005FE



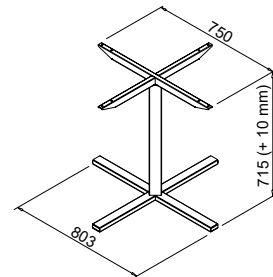
WATCH VIDEO

DRON



DRON

21504 | RAL 9005FE



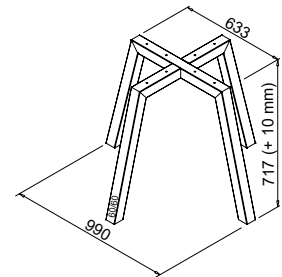

WATCH VIDEO

SPIKE



SPIKE

21501 | RAL 9005FE



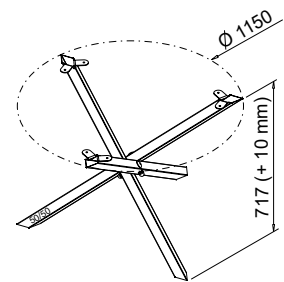
WATCH VIDEO

TRIPOD



TRIPOD

21506 | RAL 9005FE

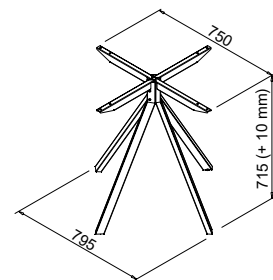


TEEN BASE



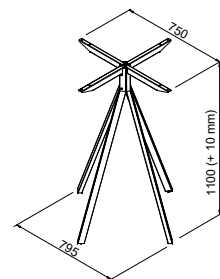
TEEN BASE

31385 | RAL 9006G
21385 | RAL 9005FE



TEEN BASE BAR

31386 | RAL 9006G
21386 | RAL 9005FE

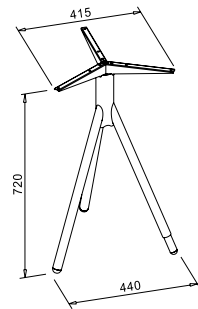


HUM



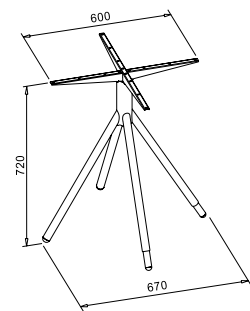
HUM 3

21319 | RAL 9005FE



HUM 4

21320 | RAL 9005FE



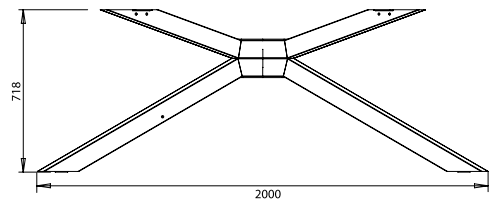
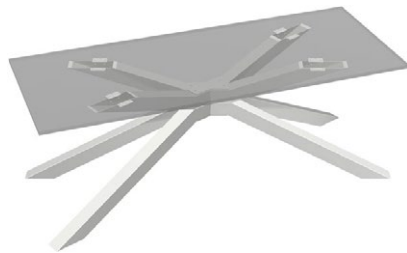
WATCH VIDEO

XXL



XXL

21499 | RAL 9005FE



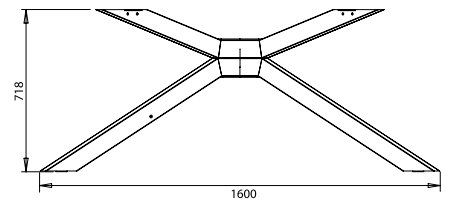

WATCH VIDEO

XXS



XXS

21500 | RAL 9005FE

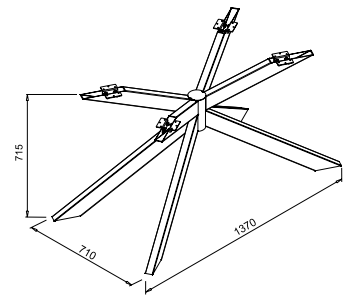


BXS



BXS

21393 | RAL 9005FE

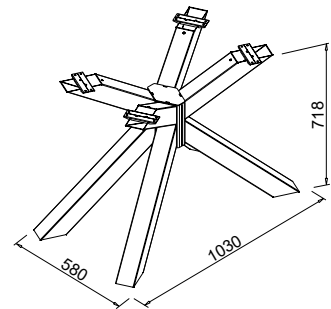
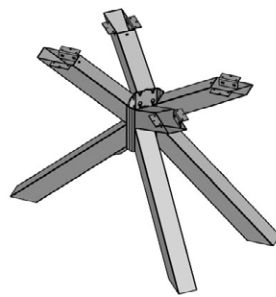


STAR



STAR

21302 | RAL 9005FE

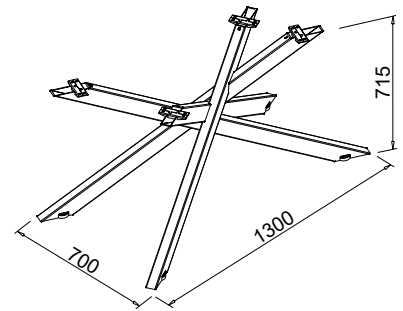


SPIDER



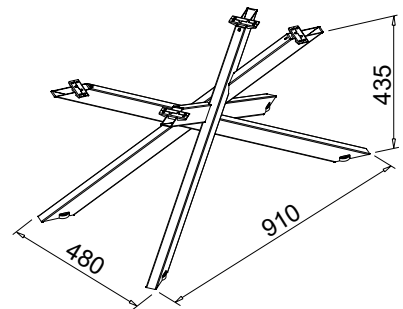
SPIDER

21391 | RAL 9005FE



SPIDER CLUB

21390 | RAL 9005FE

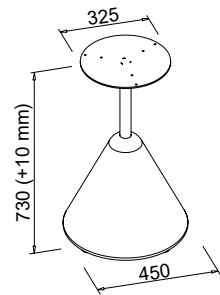


CONCRETE CAST



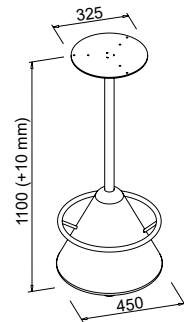
CONCRETE CAST

31361 | RAL 9006G



CONCRETE CAST BAR

31360 | RAL 9006G



OTHER PRODUCTS

TABLE TOP Ø 600

21359 | RAL 9005FE

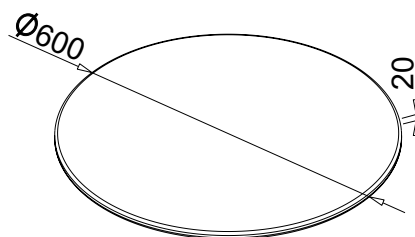
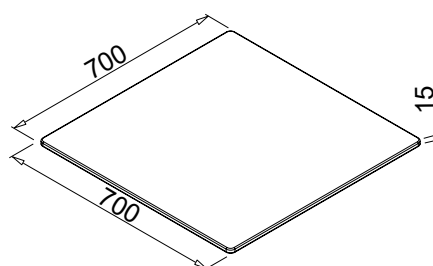


TABLE TOP 700x700

21358 | RAL 9005FE



ELTIPLA



Seat & stand



ELTIPLA COMPACT

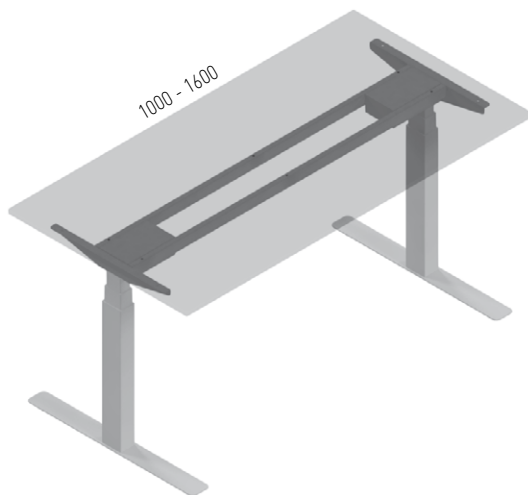

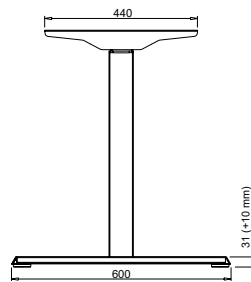


ELTIPLA COMPACT

21362 | RAL 9005

31362 | RAL 9006

81362 | RAL 9016



ELTIPLA 2

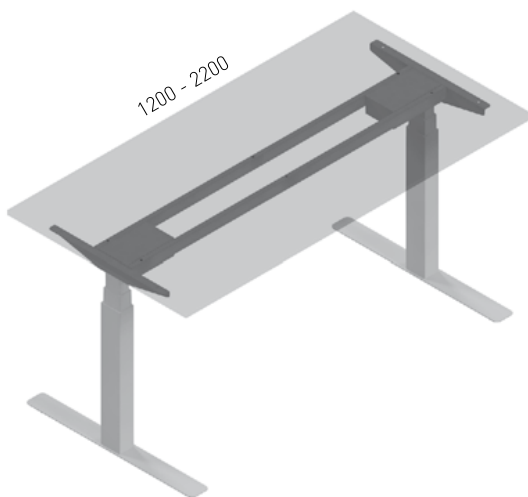
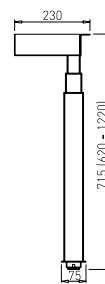
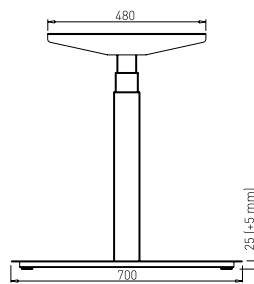


ELTIPLA 2

20987 | RAL 9005

30987 | RAL 9006

80987 | RAL 9016

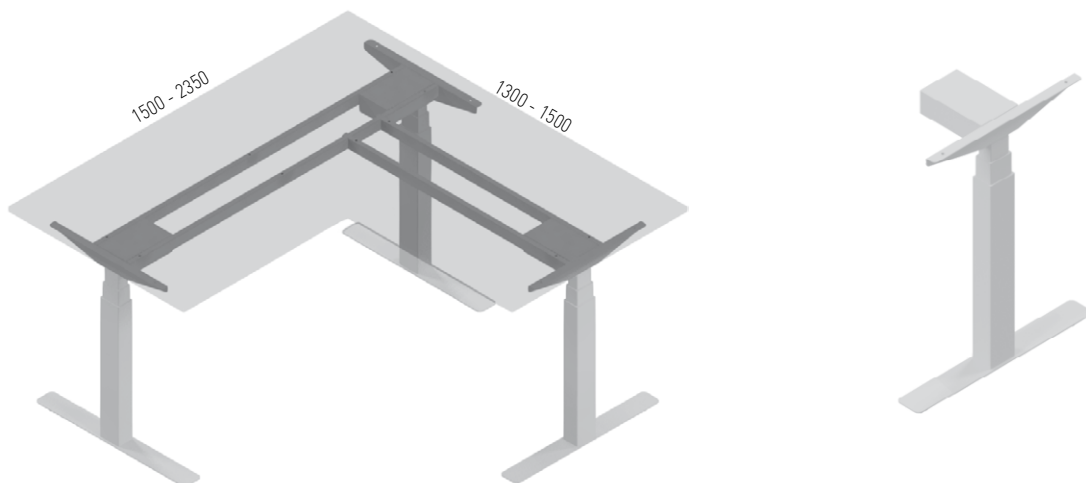


ELTIPLA 3



ELTIPLA 3

31265 | RAL 9006





SHELVING SYSTEMS



Shelving systems combine thoughtfully designed storage solutions that stand out for their modern look and quality.

GRIDO



GRIDO

RAL 9006G, RAL 9016FE, RAL 7016FE



GRIDO CREATOR is a software tool that allows you to create GRIDO according to your needs.

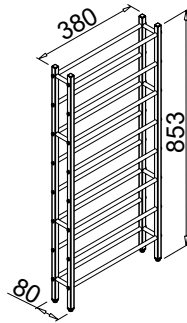
[CREATE YOUR OWN GRIDO](#)

WINZER



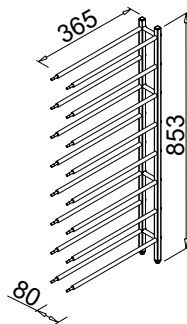
WINZER BASIC

21354 | RAL 9005FE



WINZER ADD-ON

21355 | RAL 9005FE





HANGERS



VOGA hangers will make your hallway, bedroom or office not only useful but beautiful as well.

AGAWA

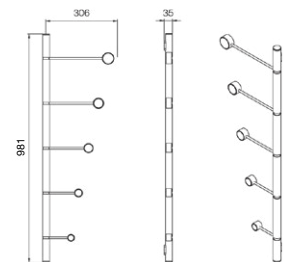



VOGA AGAWA

21300 | RAL 9005

81300 | RAL 9016

981 × 306 × 35 cm | Powder coated steel,
solid oak | Design: Ernest Nograšek




THORN



VOGA THORN

30393 | 35 × 35 × 210 cm | RAL 9005FE
Steel, powder coating | Solid oak, natural oil






HANGING WALL



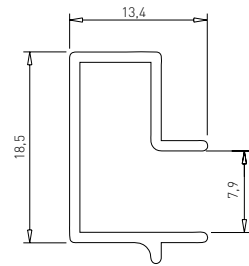

System WALL provides well-ordered walls in offices, apartments and shops.

PROFILES



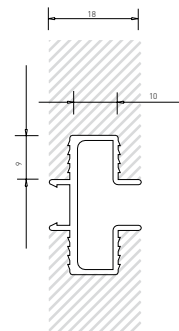
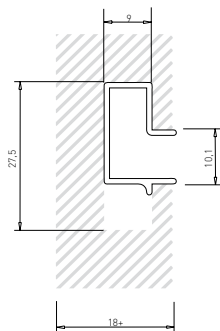
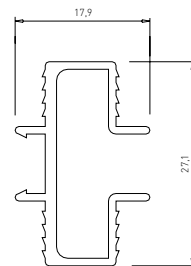

WALL PROFILE AL

20678 | Aluminium



WALL PROFILE AL DOUBLE

20053 | Aluminium

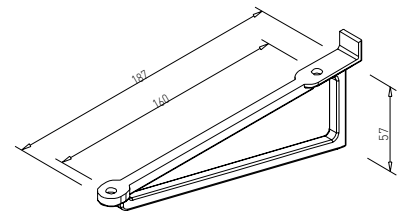
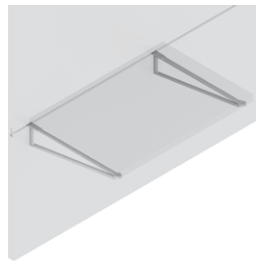


ATTACHMENTS



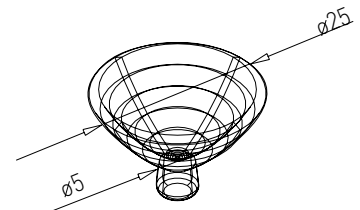

SHELF SUPPORTER

30681 | RAL 9006G



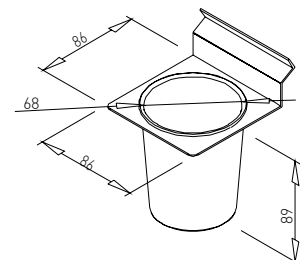

GLASS SUPPORTER

30545 | Plastic



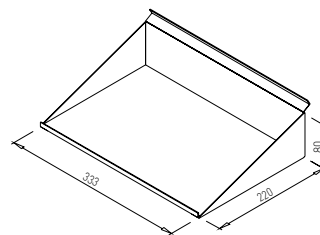

SUPPORTER POT

30685 | RAL 9006G



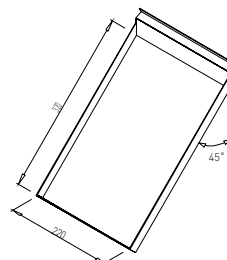

SUPPORTER A4

30686 | RAL 9006G



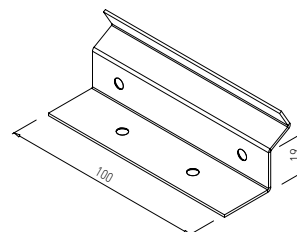
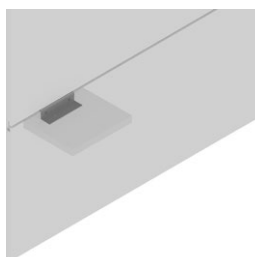
SUPPORTER A4/45

30683 | RAL 9006G



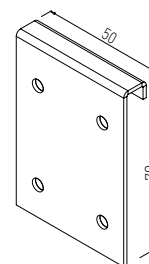

SUPPORTER ADAPTER

30861 | RAL 9006G




SUPPORTER BOX

30860 | RAL 9006G

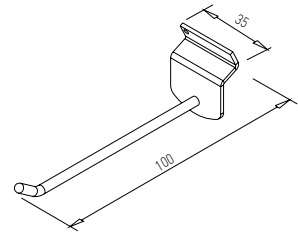


HANGERS



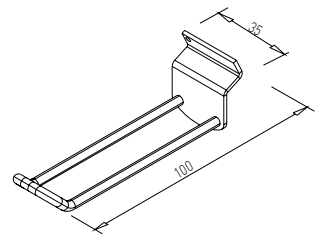

SUPPORTER SINGLE 100

31126 | White zinc



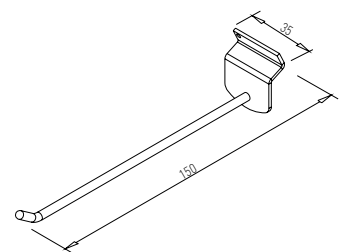

SUPPORTER DOUBLE 100

31129 | White zinc



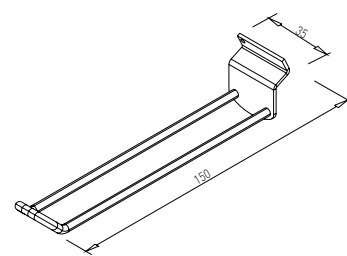

SUPPORTER SINGLE 150

31125 | White zinc



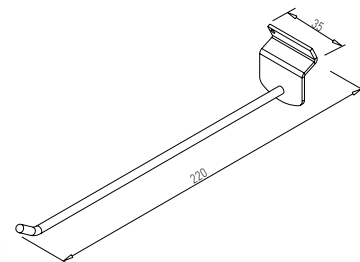

**SUPPORTER
DOUBLE 150**

31128 | White zinc



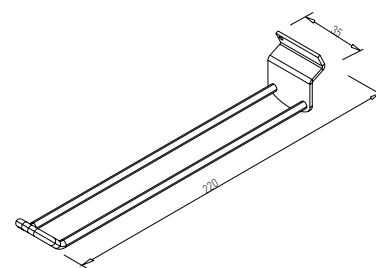

**SUPPORTER
SINGLE 220**

31124 | White zinc



**SUPPORTER
DOUBLE 220**

31127 | White zinc





FURNITURE BASES



Metal furniture bases give the furniture strength, modern look and function for today's time.

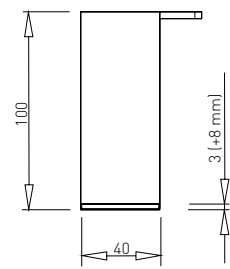
CUBIC/OPTIC



CUBIC 40x40

30643 | RAL 9006G

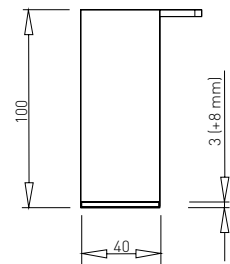
20643 | RAL 9005FE



OPTIC ø40

30699 | RAL 9006G

20699 | RAL 9005FE

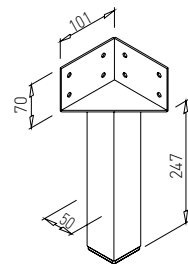


SILK



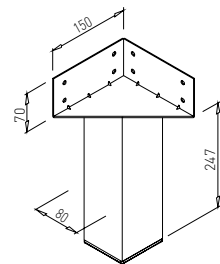
SILK 50 CUBO

30644 | RAL 9006G
20644 | RAL 9005FE



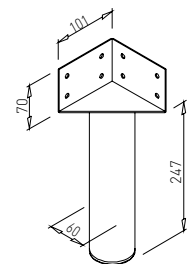
SILK 80 CUBO

30903 | RAL 9006G
20903 | RAL 9005FE



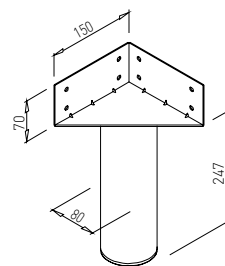
SILK ø60

30183 | RAL 9006G
20183 | RAL 9005FE



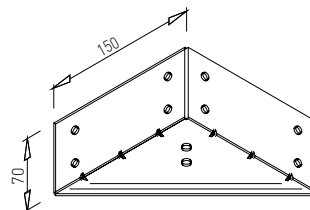

SILK ø80

30121 | RAL 9006G
20121 | RAL 9005FE



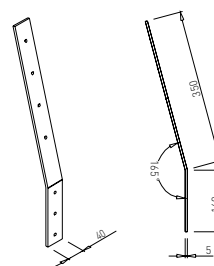
ANGULAR ELEMENT SILK

30180 | RAL 9006G
20180 | RAL 9005FE



BACK HOLDER SILK

30091 | RAL 9006G
20091 | RAL 9005FE





ACCESSORIES

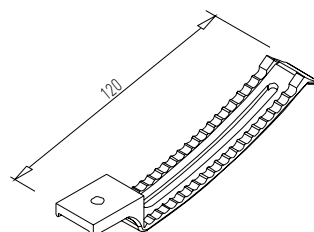


Designed for all VOGA systems (cable shelves, blinds, trolleys, wheels, ladders and railings)

ACCESSORIES FOR ALL SYSTEMS

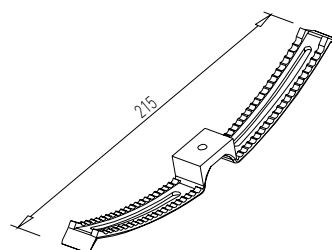
CABLE HOLDER

20048 | Plastic



DOUBLE CABLE HOLDER

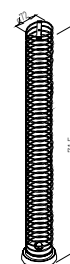
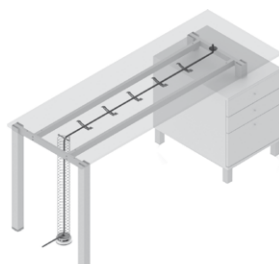
20640 | Plastic



CABLE TUBE $\varnothing 72$

30077 | RAL 9006G

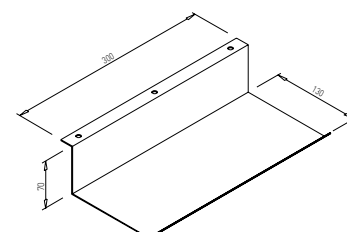
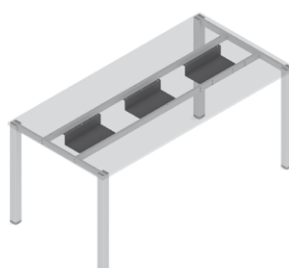
20077 | RAL 9005FE



CABLE SHELF

30525 | RAL 9006G

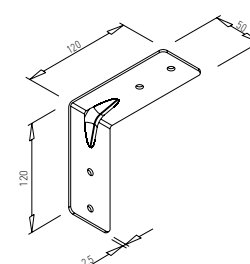
20525 | RAL 9005FE



ANGULAR CONNECTING PLATE

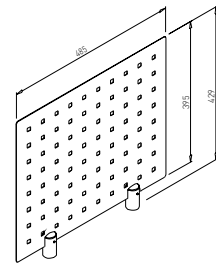
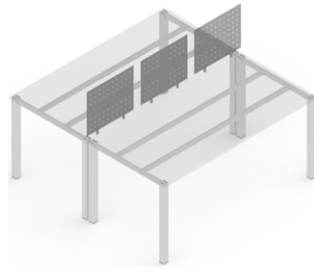
30705 | RAL 9006G

20705 | RAL 9005FE



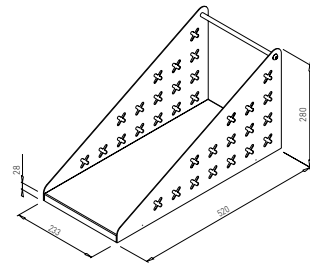
BLIND

30093 | RAL 9006G



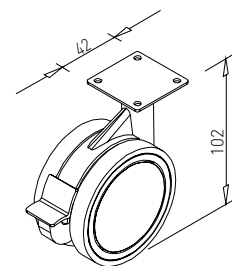
COMPUTER TROLLEY

30641 | RAL 9006G



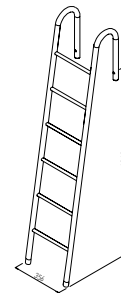
FURNITURE WHEEL WITH PLATE 42x42

20677 | plastic



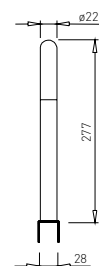
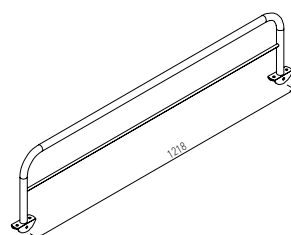
BUNK BED LADDER V

30692 | RAL 9006G



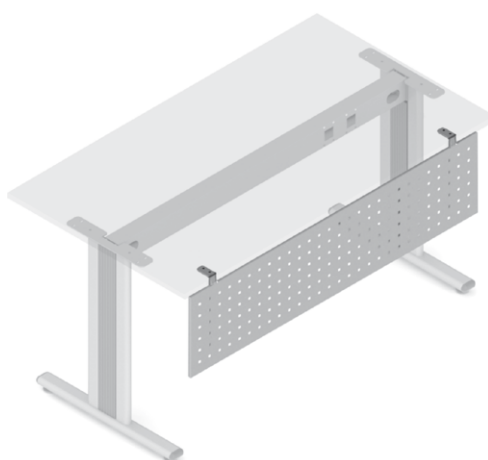
BUNK BED FENCE V

30693 | RAL 9006G



PERFORATED BACK

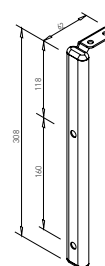
Product name	Length	RAL 9006G
BACK 800	700 mm	30165
BACK 1000	900 mm	30166
BACK 1200	1100 mm	30167
BACK 1400	1300 mm	30168
BACK 1600	1500 mm	30169
BACK 1800	1700 mm	30170
BACK 2000	1900 mm	30171




BACK HOLDER

30030 | RAL 9006G

20030 | RAL 9005FE





OTHER PRODUCTS



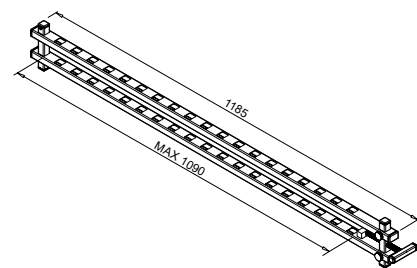
VOGA also developed products, such as the SFORA clamp, designed specifically for joining wood across its width.

SFORA



SFORA

31305 | 6003 FE





voga.si